

ECO-SHOP FLOOR TB SYSTEM

Ecocrete Coatings' Eco-Shop Floor TB is a 25 mil, seamless, UV stable, chemical resistant floor system.

SUBMITTAL PACKAGE CONTENTS:

	<u>PAGE</u>
Technical Data Sheet/Application Instructions:	
• Eco-Shop Floor TB System	2-3
• Moisture Barrier Primer	4-5
• Epoxy Coatings	6-7
• Urethane-CR	8-9
Safety Data Sheets:	
• Moisture Barrier Primer Part A & B	10-19
• Epoxy Color Part A & B	20-29
• Urethane-CR Color Part A & B	30-39
Epoxy & Urethane Standard Color Chart	40
Surface Preparation Guidelines	41-43
Care & Maintenance Guidelines	44

DESCRIPTION

Ecocrete Eco-Shop Floor TB is a 25 mil, seamless, UV stable, chemical resistant floor system with or without integral cove base. Eco-Shop Floor TB is a fluid applied epoxy floor system comprised of a moisture remediation epoxy primer, 100% solids pigmented epoxy body coat and a chemical resistant, aliphatic, pigmented urethane top coat. Available in 15 standard colors.

TYPICAL USES

- Interior applications
- Commercial applications
- Retail Spaces
- Light Manufacturing facilities
- Maintenance facilities
- Warehouses

TECHNICAL DATA

Flexibility ASTM D-222	Passes 1/8"
Compressive Strength ASTM D695	10,500 psi
Taber Abrasion (1,000 GM Load, 1,000 Cycles) CS17 Wheel	24 mg loss
Impact Resistance ASTM D-2794	Passes 160 in/lb

STORAGE & INSTALLATION @ 75°F

Storage Environment	Dry area, 40-85°F
Application Temperature, ambient	50-95°F
Application Temperature, material	50-70°F
Application Temperature, substrate	Minimum 5°F above dew point
Pot Life	See individual TDS'
Working Time	See individual TDS'
Dry Time for Recoat	See individual TDS'
Dry Time for Light Foot Traffic	See individual TDS'
Vehicular Traffic	See individual TDS'

Material cures more slowly at cooler temperatures and working time will be substantially reduced at higher temperatures. The optimum temperature for installation of this product is 65-85°F. Contact Ecocrete Coatings if temperatures are outside this range. At lower temperatures, the material will be more viscous and difficult to move, requiring more effort to install it. At elevated temperatures, the material will cure more quickly, so applicator will need to work accordingly.

CHEMICAL & STAIN RESISTANT CHART* (ASTM D-1308 24HR IMMERSION)

Urine	No Effect	Skydrol	No Effect
Blood	No Effect	Xylene	No Effect
Whiskey	No Effect	MEK	Film Softened
Black Ink	No Effect	50% Sodium Hydroxide	No Effect
Brake Fluid	No Effect	25% Hydrochloric Acid	No Effect
Gasoline	No Effect	25% Sulphuric Acid	No Effect
Hydraulic Fluid	No Effect	25% Acetic Acid	No Effect
Mineral Spirits	No Effect	25% Nitric Acid	Film Blistered

*When Urethane-CR is used as a top coat

CONSIDERATIONS & LIMITATIONS

- Prepare substrate according to 'Surface Preparation' section of this document.
- System can be top coated with Epoxy Color to qualify for LEED projects. Chemical & Stain resistance is limited.
- To make floor slip-resistant, add aluminum oxide aggregate just prior to applying top coat.
- Recoat window is 24-36 hours.
- If material shells over or outside recoat window, it is required to sand and vacuum clean, solvent wipe with acetone and then recoat.
- Concrete substrate should be professionally tested with calcium chloride for moisture vapor emission and transmission to determine hydrostatic pressure prior to the installation of any polymer flooring system. If test is above 10 lbs x 1,000 ft² x 24/hr then a second coat of Ecocrete Moisture Barrier Primer at 10 mils must be used as a mitigation system for up to 20 lbs x 1,000 ft² x 24/hr – it must be installed prior to resinous flooring application.
- Perform relative humidity test using in situ probes, ASTM F2170. Proceed with installation only after substrates have a maximum 98% relative humidity level measurement.
- Always use protective clothing, gloves, and goggles consistent with OSHA regulations during use. Avoid eye and skin contact. Do not ingest or inhale. Refer to Safety Data Sheet for detailed safety precautions.
- For industrial/commercial use. Installation by trained personnel only.

ECO-SHOP FLOOR TB

TECHNICAL DATA SHEET & APPLICATION INSTRUCTIONS

MOISTURE TOLERABLE 100% SOLIDS EPOXY FLOORING SYSTEM & URETHANE-CR TOP COAT

BENEFITS

- Great cleanability
- Chemical & Stain resistant*

TYPICAL APPLICATION

- Primer coat: 10 mils of Moisture Barrier Primer
- Body coat: 12 mils of Epoxy Color
- Top coat: 5 wet mils of Urethane-CR Color

STANDARD COLORS

- Black
- White
- Bone White
- Wheat
- Light Brown
- Dark Brown
- Mocha
- Natural Gray
- Light Gray
- Dark Gray
- Charcoal
- Tile Red
- Forest Green
- Safety Red
- Safety Yellow

PACKAGING & COVERAGE

- 1 Gallon Cans
- 5 Gallon Pails

- Primer coat: 160 ft²/gal @ 10 mils
- Body coat: 133 ft²/gal @ 12 mils
- Top coat: 320 ft²/gal @ 5 wet mils

🌐 SURFACE PREPARATION

- The surface must be clean and sound, free from dirt, oil, grease, and any other contaminants that may inhibit bond.
- Shot blasting and/or diamond grinding is required to a CSP-2 or CSP-3.
- All surface irregularities, cracks, expansion joints, and control joints should be properly addressed after application of primer.
- Properly cover areas not to receive product(s).

Crack Repair: Route out cracks with diamond crack chaser and vacuum clean. Prime with MBP neat and then thicken the MBP with Epoxy Thickener to create a peanut butter consistency and fill crack pulling flush with putty knife or leave slightly high and allow to cure. Then grind smooth for best results. [Refer to Epoxy Thickener TDS for further details.]

Refer to Ecocrete Surface Preparation Guidelines for detailed instructions available at www.ecocretecoatings.com.

🌐 MIXING & APPLICATION STEPS

- **MIX RATIOS:**
 - **PRIMER COAT:** Moisture Barrier Primer – 3A : 2B (by volume)
 - **BODY COAT:** Epoxy Color – 3A : 2B (by volume)
 - **TOP COAT:** Urethane-CR Color – 2A : 1B (by volume)

PRIMER COAT:

- 1) Pre-mix each component separately prior to mixing together; cleaning the mixing paddle before switching products to not cross contaminate.
- 2) Mix Part A with Part B for 3 minutes, scraping the sides and bottom of mixing container, with a power drill and mixing paddle.
- 3) Immediately after mixing, pour material out in an even row on substrate. Use a chip brush to cut in and/or a squeegee to spread material uniformly at 10 mils across the floor. Back roll material using a 3/8" nap roller to a uniform appearance.
- 4) Allow to cure.

Notes:

- If pinholes are present once first coat is dry due to porosity of concrete substrate, apply a second coat @ 8-10 mils.
- Do not walk on material with spiked shoes after it has been back rolled.

BODY COAT:

- 1) Pre-mix each component separately prior to mixing together; cleaning the mixing paddle before switching products to not cross contaminate.
- 2) Mix Part A with Part B for 3 minutes, scraping the sides and bottom of mixing container, with a power drill and mixing paddle.
- 3) Immediately after mixing, pour material out in an even row on substrate. Use a chip brush to cut in and/or a squeegee to spread material uniformly at 12 mils across the floor. Back roll material using a 3/8" nap roller to a uniform appearance.
- 4) Allow to cure.

Notes:

- Wear spiked shoes while spreading material so you can walk on material to back roll.
- Keep a wet edge while applying.

TOP COAT:

- 1) Pre-mix each component separately prior to mixing together; cleaning the mixing paddle before switching products to not cross contaminate.
- 2) Mix Part A with Part B for 3 minutes, scraping the sides and bottom of mixing container, with a power drill and mixing paddle.
- 3) Immediately after mixing, pour material out in an even row on substrate. Use a chip brush to cut in and/or a squeegee to spread material uniformly at 5 wet mils across the floor. Back roll material using a 3/8" nap roller to a uniform appearance.
- 4) Allow to cure.

Notes:

- Avoid puddling and thick applications, as these areas may turn white.
- Wear spike shoes while spreading material so you can walk on material to back roll.

Notes:

- See individual Technical Data Sheets for further information.

NO WARRANTY WILL BE EFFECTIVE UNTIL THE TERMS AND CONDITIONS OF THE SALE SET FORTH BY ECOCRETE COATINGS, INC. ('Ecocrete') INVOICES ARE MET. Ecocrete warrants to the purchaser of its products that such products are free from manufacturing defect. Ecocrete does not warrant or guarantee the workmanship performed by any person or firm installing its products. Ecocrete's obligation under this warranty is limited solely to the original purchaser and solely to the remedy of replacement in kind of any product which Ecocrete sold which may prove defective in manufacture within one year from date of installation, provided said product was stored correctly and installed within the product's shelf life, by the original purchaser and which Ecocrete's examination shall disclose to Ecocrete's satisfaction to be thus defective.

In no event shall Ecocrete be liable for any incidental or consequential damages. This warranty is expressly given in lieu of all other warranties expressed or implied, including the warranties of merchantability and fitness for use and all other obligations or liabilities on Ecocrete's part, and we neither assume nor authorize any person or persons to assume for us any other liability in connection with sale of an Ecocrete product. This warranty shall not apply to any of Ecocrete's products, which have been subject to adulteration, alteration, abuse, or misuse. Ecocrete makes no warranty whatsoever in respect to accessories, parts or material not supplied by Ecocrete which are used in connection with its products. The term "original purchaser" in this warranty means that person, corporation or entity to whom Ecocrete sold its products. Any action to enforce any warranty or for breach of contract or arising out of any claim against Ecocrete shall be commenced and maintained only in a court of competent jurisdiction in the continental United States of America. The purchaser accepts these terms and conditions, and hereby expressly waives any claim to additional damages.

Any recommendation or suggestion relating to the use of the products made by Ecocrete, whether in its technical literature, or in response to specific inquiry, or otherwise, is based on data believed to be reliable; however, the products and information are intended for use by Buyers having requisite skill and experience in the industry, and therefore it is for the Buyer to satisfy itself of the suitability of the products for its own particular use, and it shall be deemed that Buyer has done so, at its sole discretion and risk. Variation in environment changes in procedures of use, or extrapolation of data may cause unsatisfactory results. Ecocrete cannot guarantee that color will conform to sample, if provided.

DESCRIPTION

Ecocrete Moisture Barrier Primer (MBP) is a two component, 100% solids, modified liquid epoxy with superior adhesion, moisture tolerance, flexibility, chemical and impact resistance. MBP will cure faster in warmer temperatures. MBP will bond to dry or damp concrete. Moisture Barrier Primer will stop up to 10lbs of MVE/MVT x 1,000 sq ft x 24/hours when applied at a minimum of 10 mils.

TYPICAL USES

- Automotive facilities
- Aviation hangars
- Interior and exterior applications
- Maintenance coatings
- Industrial coatings
- Commercial and residential applications
- Marine coatings
- Primer for floor coatings
- Under VCT, Sheet Vinyl & other non-permeable floor coverings

TECHNICAL DATA

Solids by Weight	100%
Compressive Strength ASTM D695	8,000 psi
Tensile Strength ASTM D638	7,500-8,000 psi
Adhesion to Concrete ASTM D4541	450-600 psi
Shore Hardness	85
Water Absorption, Gain in 24 hrs ASTM D570	<1%

STORAGE & INSTALLATION @75°F

Storage Environment	Dry area, 40-85°F
Application Temperature, ambient	50-95°F
Application Temperature, material	50-70°F
Application Temperature, substrate	Minimum 5°F above dew point
Pot Life	~5 minutes
Working Time	~25 minutes
Shelf Life	1 year
Dry Time for Recoat	8-10 hours
Dry Time for Light Foot Traffic	12-14 hours

Material cures more slowly at cooler temperatures and working time will be substantially reduced at higher temperatures. The optimum temperature for installation of this product is 65-85°F. Contact Ecocrete Coatings if temperatures are outside this range. At lower temperatures, the material will be more viscous and difficult to move, requiring more effort to install. At elevated temperatures, the material will cure more quickly, so applicator will need to work accordingly.

CONSIDERATIONS & LIMITATIONS

- Prepare substrate according to 'Surface Preparation' section of this document.
- If applying a cementitious flooring system over MBP, a mechanical bond is needed.
 - Option 1: Apply a skim coat of Ecocrete Eco-Top MB (refer to Eco-Top MB TDS for application instructions) or
 - Option 2: Apply a 2nd coat of MBP @ 8 mils with 30 grit sand broadcast to rejection. Allow to cure. Vacuum clean.
- May reflect moving cracks and control joints.
- Recoat window is 24-36 hours, exterior use in direct sunlight will shorten recoat window.
- If used outside in direct sunlight and material shells over or if outside recoat window, it is required to sand and vacuum clean, solvent wipe with acetone and then recoat.
- Concrete substrate should be professionally tested with calcium chloride for moisture vapor emission and transmission to determine hydrostatic pressure prior to the installation of any polymer flooring system. If test are above 10lbs x 1,000 ft² x 24/hr substrate, consult Ecocrete Coatings. MBP may be used up to 98% RH.
- Perform relative humidity test using in situ probes, ASTM F2170. Proceed with installation only after substrates have a maximum 98% relative humidity level measurement.
- Always use protective clothing, gloves, and goggles consistent with OSHA regulations during use. Avoid eye and skin contact. Do not ingest or inhale. Refer to Safety Data Sheet for detailed safety precautions.
- For industrial/commercial use. Installation by trained personnel only.

MOISTURE BARRIER PRIMER

TECHNICAL DATA SHEET & APPLICATION INSTRUCTIONS

HIGH PERFORMANCE MOISTURE REMEDIATION EPOXY PRIMER

BENEFITS

- Superior moisture tolerance, adhesion & flexibility
- Chemical and impact resistance
- Excellent primer for thin-film & high-build coating systems (i.e. Color Chips, Color Quartz), resinous & cementitious systems, and under VCT, sheet vinyl, terrazzo, rubber flooring, etc.
- Qualifies for LEED projects

TYPICAL APPLICATION

- One Coat – Ecocrete Moisture Barrier Primer base coat @ 10 mils

PACKAGING & COVERAGE

- 1 Gallon Cans (1 Gallon Kit)
- 5 Gallon Pails (25 Gallon Kit)
- 160 ft²/gal @ 10 mils

🔗 SURFACE PREPARATION

- The surface must be clean and sound, free from dirt, oil, grease, and any other contaminants that may inhibit bond.
- All surface irregularities, cracks, expansion joints, and control joints should be properly addressed after application.
- Properly cover areas not to receive product.

Crack Repair: Route out cracks with diamond crack chaser and vacuum clean. Prime with MBP neat and then thicken the MBP with Epoxy Thickener to create a peanut butter consistency and fill crack pulling flush with putty knife or leave slightly high and allow to cure. Then grind smooth for best results. *(This method is for under pigmented coating systems, not for exposed exterior applications.)* [Refer to Epoxy Thickener TDS for further details.]

Refer to Ecocrete's Surface Preparation Guidelines for detailed instructions available at www.ecocretecoatings.com.

🔗 MIXING & APPLICATION STEPS

- **MIX RATIO: 3A : 2B (by volume)**

- 1) Pre-mix each component separately prior to mixing together; cleaning the mixing paddle before switching products to not cross contaminate.
- 2) Mix Part A with Part B for 3 minutes, scraping the sides and bottom of mixing container, with a power drill and mixing paddle.
- 3) Immediately after mixing, pour material out in an even row on substrate. Use a chip brush to cut in and/or a squeegee to spread material uniformly at the proper mil thickness across the floor. Roll material using a 3/8" nap roller to a uniform appearance.
- 4) Allow to cure.

Notes:

- If pinholes are present once first coat is dry due to porosity of concrete substrate, apply a second coat @ 8-10 mils.
- Do not walk on material with spiked shoes after it has been back rolled.

🔗 CARE & MAINTENANCE

Refer to Ecocrete's Care & Maintenance Guidelines available at www.ecocretecoatings.com.

NO WARRANTY WILL BE EFFECTIVE UNTIL THE TERMS AND CONDITIONS OF THE SALE SET FORTH BY ECOCRETE COATINGS, INC. ("ECOCRETE") INVOICES ARE MET. Ecocrete warrants to the purchaser of its products that such products are free from manufacturing defect. Ecocrete does not warrant or guarantee the workmanship performed by any person or firm installing its products. Ecocrete's obligation under this warranty is limited solely to the original purchaser and solely to the remedy of replacement in kind of any product which Ecocrete sold which may prove defective in manufacture within one year from date of installation, provided said product was stored correctly and installed within the product's shelf life, by the original purchaser and which Ecocrete's examination shall disclose to Ecocrete's satisfaction to be thus defective.

In no event shall Ecocrete be liable for any incidental or consequential damages. This warranty is expressly given in lieu of all other warranties expressed or implied, including the warranties of merchantability and fitness for use and all other obligations or liabilities on Ecocrete's part, and we neither assume nor authorize any person or persons to assume for us any other liability in connection with sale of an Ecocrete product. This warranty shall not apply to any of Ecocrete's products, which have been subject to adulteration, alteration, abuse, or misuse. Ecocrete makes no warranty whatsoever in respect to accessories, parts or material not supplied by Ecocrete which are used in connection with its products. The term "original purchaser" in this warranty means that person, corporation or entity to whom Ecocrete sold its products. Any action to enforce any warranty or for breach of contract or arising out of any claim against Ecocrete shall be commenced and maintained only in a court of competent jurisdiction in the continental United States of America. The purchaser accepts these terms and conditions, and hereby expressly waives any claim to additional damages.

Any recommendation or suggestion relating to the use of the products made by Ecocrete, whether in its technical literature, or in response to specific inquiry, or otherwise, is based on data believed to be reliable; however, the products and information are intended for use by Buyers having requisite skill and experience in the industry, and therefore it is for the Buyer to satisfy itself of the suitability of the products for its own particular use, and it shall be deemed that Buyer has done so, at its sole discretion and risk. Variation in environment changes in procedures of use, or extrapolation of data may cause unsatisfactory results. Ecocrete cannot guarantee that color will conform to sample, if provided.

DESCRIPTION

Ecocrete Epoxy Coating is a two component, zero VOC, 100% solids epoxy. Epoxy Coating may be used as a top coat and/or a binder resin for decorative color quartz flooring, color chips, mortar and slurry flooring systems. Also as an interior finished floor over approved primer, such as Ecocrete's Epoxy Primer and Moisture Barrier Primer (MBP). Epoxy Coating is available in clear or 15 standard colors.

TYPICAL USES

- Interior applications
- Mortar & slurry flooring systems
- Decorative color chip & quartz flooring systems
- Floor coatings
- Marine coatings
- Commercial and residential
- Industrial coatings
- Maintenance coatings

TECHNICAL DATA

Solids by Weight.....	100%
Compressive Strength ASTM D695.....	Color: 10,500 psi Clear: 11,000 psi
Tensile Strength ASTM D638.....	10,000 psi
Adhesion to Concrete ASTM D4541.....	400-500 psi
VOC.....	0 g/l
Water Absorption, Gain in 24 hrs ASTM D570.....	<1%

STORAGE & INSTALLATION @ 75°F

Storage Environment.....	Dry area, 40-85°F
Application Temperature, ambient.....	50-95°F
Application Temperature, material.....	50-70°F
Application Temperature, substrate.....	Minimum 5°F above dew point
Pot Life.....	~5 Minutes
Working Time.....	~25 Minutes
Shelf Life.....	1 year
Dry Time for Recoat.....	8-10 hours
Dry Time for Light Foot Traffic.....	12-14 hours
Light Vehicular Traffic.....	72 hours

Material cures more slowly at cooler temperatures and working time will be substantially reduced at higher temperatures. The optimum temperature for installation of this product is 65-85°F. Contact Ecocrete Coatings if temperatures are outside this range. At lower temperatures, the material will be more viscous and difficult to move, requiring more effort to install it. At elevated temperatures, the material will cure more quickly, so applicator will need to work accordingly.

CONSIDERATIONS & LIMITATIONS

- 1) Prepare substrate according to 'Surface Preparation' section of this document.
- 2) May reflect moving cracks and control joints.
- 3) Not UV stable.
- 4) For exterior applications, a top coat of our pigmented aliphatic urethane, Urethane-CR Color is required when using Epoxy Color as a base coat.
- 5) Recoat window is 24-36 hours, exterior use in direct sunlight will shorten recoat window.
- 6) If used outside in direct sunlight and material shells over, it is required to sand and vacuum clean, solvent wipe with acetone and then recoat.
- 7) Concrete substrate should be professionally tested with calcium chloride for moisture vapor emission and transmission to determine hydrostatic pressure prior to the installation of any polymer flooring system. If test are above 3lbs x 1,000 sq ft x 24/hr substrate must be primed with Ecocrete MBP.
- 8) Perform relative humidity test using in situ probes, ASTM F2170. Proceed with installation only after substrates have a maximum 75% relative humidity level measurement.
- 9) It is recommended to use a non-slip additive for all exterior applications or wet areas. It is the end users' responsibility to determine amount of non-slip needed for their environment.
- 10) Always use protective clothing, gloves, and goggles consistent with OSHA regulations during use. Avoid eye and skin contact. Do not ingest or inhale. Refer to Safety Data Sheet for detailed safety precautions.
- 11) For industrial/commercial use. Installation by trained personnel only.

EPOXY COATING

TECHNICAL DATA SHEET & APPLICATION INSTRUCTIONS

100% SOLIDS EPOXY COATING & BINDER RESIN

BENEFITS

- Excellent for thin-film and high-build coatings systems, color chip, color quartz, and for all our other interior resinous flooring systems
- Epoxy Clear can be used for integral epoxy cove base when mixed with Ecocrete Epoxy Thickener
- Zero VOC content & Low odor
- Qualifies for LEED projects
- Can be applied in slurry or mortar applications @ 250 mils

TYPICAL APPLICATION

- One – Two coats – Ecocrete Epoxy Coating Clear or Color @ 10-20 mils per coat

STANDARD FINISHES

- Clear
- Black
- White
- Bone White
- Wheat
- Light Brown
- Dark Brown
- Mocha
- Natural Gray
- Light Gray
- Dark Gray
- Charcoal
- Tile Red
- Forest Green
- Safety Red
- Safety Yellow

PACKAGING & COVERAGE

- 1 Gallon Cans (1 Gallon Kit)
- 5 Gallon Pails (25 Gallon Kit)
- 160 ft²/gal @ 10 mils
- 80 ft²/gal @ 20 mils

🔗 SURFACE PREPARATION

- The surface must be clean and sound, free from dirt, oil, grease, and any other contaminants that may inhibit bond.
- Prime substrate with Ecocrete Epoxy Primer or Moisture Barrier Primer.
- All surface irregularities, cracks, expansion joints, and control joints should be properly addressed prior to application.
- Properly cover areas not to receive product.

Crack Repair: Route out cracks with diamond crack chaser and vacuum clean. Prime with Epoxy Primer neat and then thicken the Epoxy Primer with Epoxy Thickener to create a peanut butter consistency and fill crack pulling flush with putty knife or leave slightly high and allow to cure. Then grind smooth for best results. *(This method is for under pigmented coating systems, not for exposed exterior applications.) [Refer to Epoxy Thickener TDS for further details.]*

Note: Use MBP same way as listed if using MBP due to MVE or MVT.

Refer to Ecocrete's Surface Preparation Guidelines for detailed instructions available at www.ecocretecoatings.com.

🔗 MIXING & APPLICATION STEPS

- **MIX RATIO: 3A : 2B (by volume)**

- 1) Pre-mix each component separately prior to mixing together; cleaning the mixing paddle before switching products to not cross contaminate.
- 2) Mix Part A with Part B for 3 minutes, scraping the sides and bottom of mixing container, with a power drill and mixing paddle.
- 3) Immediately after mixing, pour material out in an even row on substrate. Use a chip brush to cut in and/or a squeegee to spread material uniformly at the proper mil thickness across the floor. Roll material using a 3/8" nap roller to a uniform appearance.
- 4) Allow to cure or once dry for recoat, repeat steps 1-3 to apply a second coat if required.

Notes:

- Wear spiked shoes while spreading material so you can walk on material to back roll.
- Keep a wet edge while applying.

🔗 CARE & MAINTENANCE

Refer to Ecocrete's Care & Maintenance Guidelines available at www.ecocretecoatings.com.

NO WARRANTY WILL BE EFFECTIVE UNTIL THE TERMS AND CONDITIONS OF THE SALE SET FORTH BY ECOCRETE COATINGS, INC. ('Ecocrete') INVOICES ARE MET. Ecocrete warrants to the purchaser of its products that such products are free from manufacturing defect. Ecocrete does not warrant or guarantee the workmanship performed by any person or firm installing its products. Ecocrete's obligation under this warranty is limited solely to the original purchaser and solely to the remedy of replacement in kind of any product which Ecocrete sold which may prove defective in manufacture within one year from date of installation, provided said product was stored correctly and installed within the product's shelf life, by the original purchaser and which Ecocrete's examination shall disclose to Ecocrete's satisfaction to be thus defective.

In no event shall Ecocrete be liable for any incidental or consequential damages. This warranty is expressly given in lieu of all other warranties expressed or implied, including the warranties of merchantability and fitness for use and all other obligations or liabilities on Ecocrete's part, and we neither assume nor authorize any person or persons to assume for us any other liability in connection with sale of an Ecocrete product. This warranty shall not apply to any of Ecocrete's products, which have been subject to adulteration, alteration, abuse, or misuse. Ecocrete makes no warranty whatsoever in respect to accessories, parts or material not supplied by Ecocrete which are used in connection with its products. The term "original purchaser" in this warranty means that person, corporation or entity to whom Ecocrete sold its products. Any action to enforce any warranty or for breach of contract or arising out of any claim against Ecocrete shall be commenced and maintained only in a court of competent jurisdiction in the continental United States of America. The purchaser accepts these terms and conditions, and hereby expressly waives any claim to additional damages.

Any recommendation or suggestion relating to the use of the products made by Ecocrete, whether in its technical literature, or in response to specific inquiry, or otherwise, is based on data believed to be reliable; however, the products and information are intended for use by Buyers having requisite skill and experience in the industry, and therefore it is for the Buyer to satisfy itself of the suitability of the products for its own particular use, and it shall be deemed that Buyer has done so, at its sole discretion and risk. Variation in environment changes in procedures of use, or extrapolation of data may cause unsatisfactory results. Ecocrete cannot guarantee that color will conform to sample, if provided.

DESCRIPTION

Ecocrete Urethane-CR is a two component, high solids aliphatic urethane protective coating. Urethane-CR offers exceptional performance properties not found in other protective coatings. Urethane-CR provides excellent chemical, abrasion, and impact resistance. Urethane-CR is available in a clear gloss or satin and 15 standard colors.

TYPICAL USES

- Interior and exterior applications
- Commercial and residential applications
- Maintenance coatings
- Top coat for floor coatings
- Aviation hangars
- Automotive facilities
- Marine coatings
- Industrial coatings

TECHNICAL DATA

Solids by Weight..... 73% Color & 63% Clear
Flexibility ASTM D-222..... Passes 1/8"
Taber Abrasion (1,000 GM Load, 1,000 Cycles) CS17 Wheel..... 35 mg loss
Impact Resistance ASTM D-2794..... Passes 160 in/lb

STORAGE & INSTALLATION @ 75°F

Storage Environment Dry area, 40-85°F
Application Temperature, ambient 50-95°F
Application Temperature, material 50-70°F
Application Temperature, substrate Minimum 5°F above dew point
Pot Life ~ 25 Minutes
Shelf Life 1 year
Dry Time for Recoat 10-12 hours
Dry Time for Light Foot Traffic 24 hours
Vehicular Traffic 72 hours

Material cures more slowly at cooler temperatures and working time will be substantially reduced at higher temperatures. The optimum temperature for installation of this product is 65-85°F. Contact Ecocrete Coatings if temperatures are outside this range. At lower temperatures, the material will be more viscous and difficult to move, requiring more effort to install it. At elevated temperatures, the material will cure more quickly, so applicator will need to work accordingly.

CHEMICAL & STAIN RESISTANT CHART (ASTM D-1308 24HR IMMERSION)

Urine No Effect	Skydrol No Effect
Blood No Effect	Xylene No Effect
Whiskey No Effect	MEK Film Softened
Black Ink No Effect	50% Sodium Hydroxide No Effect
Brake Fluid No Effect	25% Hydrochloric Acid No Effect
Gasoline No Effect	25% Sulphuric Acid No Effect
Hydraulic Fluid No Effect	25% Acetic Acid No Effect
Mineral Spirits No Effect	25% Nitric Acid Film Blistered

CONSIDERATIONS & LIMITATIONS

- 1) Prepare substrate according to 'Surface Preparation' section of this document.
- 2) Substrate must be primed.
- 3) May reflect moving cracks and control joints.
- 4) Recoat window is 24-36 hours, exterior use in direct sunlight will shorten recoat window.
- 5) When satin finish is desired over a cementitious floor, a gloss coat must be applied first, as a base coat. Once dry & completely sealed, apply satin coat as the top coat to avoid the matting agent sitting on top and turning white.
- 6) If used outside in direct sunlight and material shells over or if outside recoat window, it is required to sand thoroughly and vacuum clean, solvent wipe with acetone and then recoat.
- 7) Concrete substrate should be professionally tested with calcium chloride for moisture vapor emission and transmission to determine hydrostatic pressure prior to the installation of any polymer flooring system. If test are above 3lbs x 1,000 sq ft x 24/hr substrate must be primed with Ecocrete Moisture Barrier Primer (MBP).
- 8) Perform relative humidity test using in situ probes, ASTM F2170. Proceed with installation only after substrates have a maximum 75% relative humidity level measurement.
- 9) It is recommended to use a non-slip additive for all exterior applications or wet areas. It is the end users' responsibility to determine amount of non-slip needed for their environment.
- 10) Always use protective clothing, gloves, and goggles consistent with OSHA regulations during use. Avoid eye and skin contact. Do not ingest or inhale. Refer to Safety Data Sheet for detailed safety precautions.
- 11) For industrial/commercial use. Installation by trained personnel only.

URETHANE-CR

TECHNICAL DATA SHEET & APPLICATION INSTRUCTIONS

CHEMICAL RESISTANT HIGH SOLIDS ALIPHATIC PROTECTIVE COATING

BENEFITS

- Excellent top coat for thin-film and high-build coatings systems, color chip, color quartz, and for all our other resinous & cementitious flooring systems.
- Very high chemical resistance
- UV Stable
- Accelerator available

TYPICAL APPLICATION

- One Coat – Ecocrete Urethane-CR @ 5-10 wet mils

STANDARD FINISHES

- Clear Gloss
- Clear Satin
- Black
- White
- Bone White
- Wheat
- Light Brown
- Dark Brown
- Mocha
- Natural Gray
- Light Gray
- Dark Gray
- Charcoal
- Tile Red
- Forest Green
- Safety Red
- Safety Yellow

PACKAGING & COVERAGE

- 1 Gallon Cans (1 Gallon Kit)
- 5 Gallon Pails (15 Gallon Kit)
- 320 ft²/gal @ 5 wet mils
- 160 ft²/gal @ 10 wet mils

🌐 SURFACE PREPARATION

- Prime substrate with Ecocrete Epoxy Primer, Moisture Barrier Primer (MBP) or Urethane-250 HD.
- The surface must be clean and sound, free from dirt, oil, grease, and any other contaminants that may inhibit bond.
- All surface irregularities, cracks, expansion joints, and control joints should be properly addressed prior to application.
- Properly cover areas not to receive product.

Crack Repair: Route out cracks with diamond crack chaser and vacuum clean. Prime with Epoxy Primer neat and then thicken the Epoxy Primer with Epoxy Thickener to create a peanut butter consistency and fill crack pulling flush with putty knife or leave slightly high and allow to cure. Then grind smooth for best results. *(This method is for under pigmented coating systems, not for exposed exterior applications.)* [Refer to Epoxy Thickener TDS for further details.]

Note: Use MBP same way as listed if using MBP due to MVE or MVT.

Refer to Ecocrete's Surface Preparation Guidelines for detailed instructions available at www.ecocretecoatings.com.

🌐 MIXING & APPLICATION STEPS

- **MIX RATIO: 2A : 1B (by volume)**

- 1) If using a non-slip additive for exterior or wet areas, broadcast evenly across floor to the desired non-slip texture needed.
- 2) Pre-mix each component separately prior to mixing together; cleaning the mixing paddle before switching products to not cross contaminate.
- 3) Mix Part A with Part B for 3 minutes, scraping the sides and bottom of mixing container, with a power drill and mixing paddle.
- 4) Immediately after mixing, pour material out in an even row on substrate. Use a chip brush to cut in and/or a squeegee to spread material uniformly at the proper mil thickness across the floor. Roll material using a 3/8" nap roller to a uniform appearance.
- 5) Allow to cure.

Notes:

- Avoid puddling and thick applications, as these areas may turn white.
- Wear spike shoes while spreading material so you can walk on material to back roll.
- If using stain, it is important to maintain a consistent film thickness, as thicker areas will be glossier and thinner areas will be duller.
- If using a satin finish, refer to #5 in the Considerations & Limitations section.

🌐 CARE & MAINTENANCE

Refer to Ecocrete's Care & Maintenance Guidelines available at www.ecocretecoatings.com.

NO WARRANTY WILL BE EFFECTIVE UNTIL THE TERMS AND CONDITIONS OF THE SALE SET FORTH BY ECOCRETE COATINGS, INC. ("Ecocrete") INVOICES ARE MET. Ecocrete warrants to the purchaser of its products that such products are free from manufacturing defect. Ecocrete does not warrant or guarantee the workmanship performed by any person or firm installing its products. Ecocrete's obligation under this warranty is limited solely to the original purchaser and solely to the remedy of replacement in kind of any product which Ecocrete sold which may prove defective in manufacture within one year from date of installation, provided said product was stored correctly and installed within the product's shelf life, by the original purchaser and which Ecocrete's examination shall disclose to Ecocrete's satisfaction to be thus defective.

In no event shall Ecocrete be liable for any incidental or consequential damages. This warranty is expressly given in lieu of all other warranties expressed or implied, including the warranties of merchantability and fitness for use and all other obligations or liabilities on Ecocrete's part, and we neither assume nor authorize any person or persons to assume for us any other liability in connection with sale of an Ecocrete product. This warranty shall not apply to any of Ecocrete's products, which have been subject to adulteration, alteration, abuse, or misuse. Ecocrete makes no warranty whatsoever in respect to accessories, parts or material not supplied by Ecocrete which are used in connection with its products. The term "original purchaser" in this warranty means that person, corporation or entity to whom Ecocrete sold its products. Any action to enforce any warranty or for breach of contract or arising out of any claim against Ecocrete shall be commenced and maintained only in a court of competent jurisdiction in the continental United States of America. The purchaser accepts these terms and conditions, and hereby expressly waives any claim to additional damages.

Any recommendation or suggestion relating to the use of the products made by Ecocrete, whether in its technical literature, or in response to specific inquiry, or otherwise, is based on data believed to be reliable; however, the products and information are intended for use by Buyers having requisite skill and experience in the industry, and therefore it is for the Buyer to satisfy itself of the suitability of the products for its own particular use, and it shall be deemed that Buyer has done so, at its sole discretion and risk. Variation in environment changes in procedures of use, or extrapolation of data may cause unsatisfactory results. Ecocrete cannot guarantee that color will conform to sample, if provided.



ecocrete

Floor Coating Systems

SAFETY DATA SHEET

Item No. MB α x

SECTION 1: IDENTIFICATION

PRODUCT NAME: Moisture Barrier Primer Part A

CHEMICAL FAMILY: Epoxy Resin

RECOMMENDED USE: Primer Concrete Coating

MANUFACTURER'S NAME: Ecocrete Coatings, Inc.

ADDRESS: 258 East 10th Dr. Ste 104, Mesa, AZ 85210

INFORMATION PHONE: 480.361.6887

EMERGENCY CONTACT: (CHEMTREC) 800.424.9300

SECTION 2: HAZARD(S) IDENTIFICATION

HAZARD CLASSIFICATION: Not Hazardous

SIGNAL WORD: DANGER!

HAZARD STATEMENT: Chronic contact may result in skin, respiratory tract and eye irritation.

PICTOGRAMS:



PRECAUTIONARY STATEMENTS: **DANGER – HARMFUL IF SWALLOWED.** Keep away from heat. No smoking. Wear protective gloves. Wear eye or face protection. Avoid extreme temperatures and electrostatic discharge. VAPORS HARMFUL. Use outdoors or with adequate ventilation. If you start to experience any of the following: dizziness, headache, watery eyes, increase fresh air, wear respiratory protection or leave the area. Avoid contact with skin and eyes. Wash hands thoroughly after use. Keep container closed when not in use. Do not allow material to freeze – perishable if frozen. Dispose of contents/container in accordance with local, state and federal regulations.

POTENTIAL HEALTH EFFECTS:
EYE – Irritation, burning, watery eyes, swelling, redness.
SKIN – Irritation, rash, burns.
INHALATION – Can cause irritation to the eyes, nose, throat and respiratory tract. Significant, prolonged or repeated exposure may cause damage to the respiratory system.
INGESTION – Harmful if ingested. Can cause irritation or damage to the digestive system.



ecocrete

Floor Coating Systems

SAFETY DATA SHEET

Item No. MB Axx

CHRONIC – Repeated or overexposure may cause irritation or sensitization.

SECTION 3: COMPOSITION/INFORMATION ON INGREDIENTS

INGREDIENT	%	CAS#	EXPOSURE LIMITS
C8 & C10 Alkyl Glycidyl Ethers	>85%	68609-96-1	N/E
Bisphenol A Diglycidyl Ether Polymer	>25%	25068-38-6	N/E

SECTION 4: FIRST-AID MEASURES

- EYE:** Hold eyelids apart and rinse cautiously and thoroughly with water. Seek medical attention.
- SKIN:** Rinse contaminated skin immediately with plenty of water and soap. Remove contaminated clothing and wash before reuse. If irritation persists, seek medical attention.
- INHALATION:** Remove person to fresh air. Seek medical attention.
- INGESTION:** Rinse mouth. DO NOT induce vomiting. Call Poison Control Center.

SECTION 5: FIRE-FIGHTING MEASURES

- FLASH POINT:** >200° C **UEL:** N/A **LEL:** N/A **VAPOR DENSITY:** N/E
- COMBUSTION PRODUCTS:** CO, CO₂, Toxic fumes
- SPECIAL HAZARDS:** Firefighters should wear full protective clothing and a Self-contained breathing apparatus (SCBA). Use DOT Response Guide #127.
- EXTINGUISHING MEDIA:** Use foam, CO₂, dry chemical, water spray.
- FIRE FIGHTER INSTRUCTIONS:** Wear full gear and SCBA. Stay upwind and keep out of low areas.
- FIRE & EXPLOSION HAZARD:** Containers may explode when heated. Run off to sewers may cause fire or explosions.

SECTION 6: ACCIDENTIAL RELEASE MEASURES

- SPILL OR LEAK:** ELIMINATE all ignition sources (no smoking, flares, sparks or flames in immediate area). All equipment used when handling product must be grounded. Do not touch or walk through spilled material. Wear proper personal protection equipment. Isolate spill area. Keep out of



ecocrete

Floor Coating Systems

SAFETY DATA SHEET

Item No. MB α x

sewer and storm drains. Stop leak if you can do it without risk. Absorb or cover with dry earth, sand or other non-combustible material and transfer to appropriate containers with clean non-sparking tools.

LARGE SPILL: Dike far ahead of liquid spill for later disposal. Water spray may reduce vapor but may not prevent ignition in closed spaces. Refer to above procedures.

SECTION 7: HANDLING AND STORAGE

HANDLING: Avoid contact with skin or eyes and breathing vapors by use of personal protective equipment. Do not eat or smoke while handling this product. Wash skin and/or clothing with soap and water after handling or exposure to this product.

STORAGE: Store in cool, dry, well-ventilated areas. Keep containers closed when not in use. Avoid points of ignition and excessive heat. Perishable if frozen

SECTION 8: EXPOSURE CONTROLS/ PERSONAL PROTECTION

EXPOSURE CONTROLS: For OSHA Personal Exposure Limits (PEL) and ACGIH Threshold Limit Values (TLV), or other exposure limits, refer to §3.

PERSONAL PROTECTION: GENERAL: Provide adequate ventilation or exhaust to keep airborne concentration to a minimum.
EYE/FACE: Safety glasses, goggles, or face shield.
SKIN: Chemical resistant gloves and clothing.
RESPIRATORY: NIOSH approved respirator with organic vapor/ HEPA filter cartridges.

ICONS:



SECTION 9: PHYSICAL AND CHEMICAL PROPERTIES

APPEARANCE:	Clear	UEL/ LEL:	N/A
ODOR:	Slight odor	VAPOR PRESSURE:	~1 mmHg @ 180° C
ODOR THRESHOLD:	N.D.A.	VAPOR DENSITY:	N/E
pH:	6.5 – 8.2	RELATIVE DENSITY:	N/E
MELTING POINT:	N/E	FREEZING POINT:	N/E
SOLUBILITY IN WATER:	Insoluble	BOILING POINT:	>200° C



ecocrete

Floor Coating Systems

SAFETY DATA SHEET

Item No. MB α xx

EVAPORATION RATE:	N/A	FLASH POINT:	>200° C
FLAMMABILITY:	Solid	SPECIFIC GRAVITY:	0.9
VOLATILE ORGANIC COMPOUND (VOC):	0 g/l	AUTO-IGNITION TEMPERATURES:	Does not ignite

SECTION 10: STABILITY AND REACTIVITY

CHEMICAL STABILITY:	Stable under normal conditions
INCOMPATIBILITY:	Strong oxidizers, acids, and bases
HAZARDOUS POLYMERIZATION:	Will not occur
HAZARDOUS DECOMPOSITION:	None known, other than §5: Combustion Products

SECTION 11: TOXICOLOGICAL INFORMATION

ORAL:	N.D.A.
DERMAL:	N.D.A.
INHALATION:	N.D.A.
INGESTION:	N.D.A.
CARCINOGENS UNDER NTP, IARC, OR OSHA:	None

SECTION 12: ECOLOGICAL INFORMATION

N.D.A.

SECTION 13: DISPOSAL CONSIDERATIONS

Dispose of in accordance with applicable federal, state, and local laws and regulations.

SECTION 14: TRANSPORT INFORMATION

DOT: Not regulated
IATA: Not regulated

SECTION 15: REGULATORY INFORMATION

OSHA 29 CFR 1910.1200 (HCS) PICTOGRAMS:





ecocrete

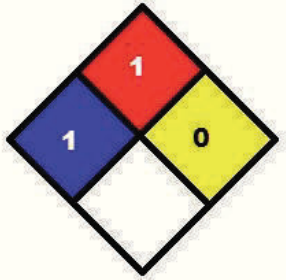
Floor Coating Systems

SAFETY DATA SHEET

Item No. MBAXx

TSCA: Contains listed ingredients
CA PROP 65: Not listed
SARA TITLE III: §302: Not considered to be extremely hazardous
§311 & §312: Considered to be a Slight Health Hazard
§313: Not considered a Toxic Chemical
NFPA 704:

HMIS:



HEALTH	1
FLAMMABILITY	1
PHYSICAL HAZARD	0
PERSONAL PROTECTION	B

SECTION 16: OTHER INFORMATION

ABBREVIATIONS: N/A: Not Applicable; N.D.A.: No Data Available; N/E: Not Established

DISCLAIMER: The data set forth in this sheet are based on information provided by the suppliers of the raw materials and chemicals used in the manufacture of the aforementioned product. Ecocrete Coatings, Inc. makes no warranty with respect to the accuracy of the information provided by their suppliers, and disclaims all liability of reliance thereof.



ecocrete

Floor Coating Systems

SAFETY DATA SHEET

Item No. MBBxx

SECTION 1: IDENTIFICATION

PRODUCT NAME: Moisture Barrier Primer Part B
CHEMICAL FAMILY: Modified Polyaminoamide
RECOMMENDED USE: Concrete Primer Coating

MANUFACTURER'S NAME: Ecocrete Coatings, Inc.
ADDRESS: 258 East 10th Dr. Ste 104, Mesa, AZ 85210
INFORMATION PHONE: 480.361.6887
EMERGENCY CONTACT: (CHEMTREC) 800.424.9300

SECTION 2: HAZARD(S) IDENTIFICATION

HAZARD CLASSIFICATION: Corrosive
SIGNAL WORD: DANGER!
HAZARD STATEMENT: Chronic contact may result in skin, respiratory tract and eye irritation and/or burns.

PICTOGRAMS:



PRECAUTIONARY STATEMENTS: **DANGER – HARMFUL IF SWALLOWED.** Keep away from heat. No smoking. Wear protective gloves. Wear eye or face protection. Avoid extreme temperatures and electrostatic discharge. **VAPORS HARMFUL.** Use outdoors or with adequate ventilation. If you start to experience any of the following: dizziness, headache, watery eyes, increase fresh air, wear respiratory protection or leave the area. Avoid contact with skin and eyes. Wash hands thoroughly after use. Keep container closed when not in use. Do not allow material to freeze – perishable if frozen. Dispose of contents/container in accordance with local, state and federal regulations.

POTENTIAL HEALTH EFFECTS:
EYE – Irritation, burning, watery eyes, swelling, redness.
SKIN – Irritation, rash, burns.
INHALATION – Can cause irritation to the eyes, nose, throat and respiratory tract. Significant, prolonged or repeated exposure may cause damage to the respiratory system.
INGESTION – Harmful if ingested. Can cause irritation or damage to the digestive system.



ecocrete

Floor Coating Systems

SAFETY DATA SHEET

Item No. MBBxx

CHRONIC – Repeated or overexposure may cause irritation/burns or sensitization/damage.

SECTION 3: COMPOSITION/INFORMATION ON INGREDIENTS

INGREDIENT	%	CAS#	EXPOSURE LIMITS
Benzyl Alcohol	<50%	100-51-6	N/E
Diethylenetriamine	>17%	111-40-0	1 ppm
Dimethylaminopropylamine	<15%	109-55-7	N/E
m-Xylylenediamine	<18%	1477-55-0	0.1 mg/m3
Isophoronediamine	<12%	2855-13-3	N/E
Bisphenol A	<20%	80-05-7	N/E
2,4,6-Tris (Dimethylaminomethyl)Phenol	<6%	90-72-2	N/E
Cashew Nutshell Liquor	<7%	8007-24-7	N/E
Triethylenetetramine	<5%	112-24-3	N/E
Accelerator	<5%	Trade Secret	N/E
Amide	<35%	Trade Secret	N/E
Polyamidoamine	<5%	Trade Secret	N/E

SECTION 4: FIRST-AID MEASURES

- EYE:** Hold eyelids apart and rinse cautiously and thoroughly with water. Seek medical attention.
- SKIN:** Rinse contaminated skin immediately with plenty of water and soap. Remove contaminated clothing and wash before reuse. If irritation persists, seek medical attention.
- INHALATION:** Remove person to fresh air. Seek medical attention.
- INGESTION:** Rinse mouth. DO NOT induce vomiting. Call Poison Control Center.

SECTION 5: FIRE-FIGHTING MEASURES

- FLASH POINT:** ~103° C **UEL:** N/A **LEL:** N/A **VAPOR DENSITY:** >1
- COMBUSTION PRODUCTS:** CO, CO₂, aldehydes, NO_x



ecocrete

Floor Coating Systems

SAFETY DATA SHEET

Item No. MBBxx

SPECIAL HAZARDS:	Firefighters should wear full protective clothing and a Self-contained breathing apparatus (SCBA). Use DOT Response Guide #127.
EXTINGUISHING MEDIA:	Use chemical foam, CO ₂ , dry chemical, water spray.
FIRE FIGHTER INSTRUCTIONS:	Wear full gear and SCBA. Stay upwind and keep out of low areas.
FIRE & EXPLOSION HAZARD:	Containers may explode when heated. Run off to sewers may cause fire or explosions.

SECTION 6: ACCIDENTAL RELEASE MEASURES

SPILL OR LEAK:	ELIMINATE all ignition sources (no smoking, flares, sparks or flames in immediate area). All equipment used when handling product must be grounded. Do not touch or walk through spilled material. Wear proper personal protection equipment. Isolate spill area. Keep out of sewer and storm drains. Stop leak if you can do it without risk. Absorb or cover with dry earth, sand or other non-combustible material and transfer to appropriate containers with clean non-sparking tools.
LARGE SPILL:	Dike far ahead of liquid spill for later disposal. Water spray may reduce vapor but may not prevent ignition in closed spaces. Refer to above procedures.

SECTION 7: HANDLING AND STORAGE

HANDLING:	Avoid contact with skin or eyes and breathing vapors by use of personal protective equipment. Do not eat or smoke while handling this product. Wash skin and/or clothing with soap and water after handling or exposure to this product.
STORAGE:	Store in cool, dry, well-ventilated areas. Keep containers closed when not in use. Avoid points of ignition and excessive heat. Perishable if frozen.

SECTION 8: EXPOSURE CONTROLS/ PERSONAL PROTECTION

EXPOSURE CONTROLS:	For OSHA Personal Exposure Limits (PEL) and ACGIH Threshold Limit Values (TLV), or other exposure limits, refer to §3.
PERSONAL PROTECTION:	GENERAL: Provide adequate ventilation or exhaust to keep airborne concentration to a minimum. EYE/FACE: Safety glasses, goggles, or face shield. SKIN: Chemical resistant gloves and clothing. RESPIRATORY: NIOSH approved respirator with organic vapor/ HEPA filter cartridges.



ecocrete

Floor Coating Systems

SAFETY DATA SHEET

Item No. MBBxx

ICONS:



SECTION 9: PHYSICAL AND CHEMICAL PROPERTIES

APPEARANCE:	Amber	UEL/ LEL:	N/E
ODOR:	Amine	VAPOR PRESSURE:	N/E
ODOR THRESHOLD:	N/E	VAPOR DENSITY:	>1
pH:	10.5 – 11.5	RELATIVE DENSITY:	N/E
MELTING POINT:	N/E	FREEZING POINT:	N/E
SOLUBILITY IN WATER:	Immiscible	BOILING POINT:	>135° C
EVAPORATION RATE:	>1	FLASH POINT:	~103° C
FLAMMABILITY:	Solid	SPECIFIC GRAVITY:	1.03
VOLATILE ORGANIC COMPOUND (VOC):	<1% g/l	AUTO-IGNITION TEMPERATURES:	N/E

SECTION 10: STABILITY AND REACTIVITY

CHEMICAL STABILITY:	Stable under normal conditions
INCOMPATIBILITY:	Copper and it's alloys, CO ₂ , aliphatic amines, strong oxidizers, acids
HAZARDOUS POLYMERIZATION:	Will not occur
HAZARDOUS DECOMPOSITION:	NO _x , CO, CO ₂ , aldehydes

SECTION 11: TOXICOLOGICAL INFORMATION

ORAL:	N.D.A.
DERMAL:	N.D.A.
INHALATION:	N.D.A.
INGESTION:	N.D.A.
CARCINOGENS UNDER NTP, IARC, OR OSHA:	None

SECTION 12: ECOLOGICAL INFORMATION

N.D.A.



ecocrete

Floor Coating Systems

SAFETY DATA SHEET

Item No. MBBxx

SECTION 13: DISPOSAL CONSIDERATIONS

Dispose of in accordance with applicable federal, state, and local laws and regulations.

SECTION 14: TRANSPORT INFORMATION

DOT: UN2289, Isophoronediamine, 8, PGIII

IATA: UN2289, Isophoronediamine, 8, PGIII

SECTION 15: REGULATORY INFORMATION

OSHA 29 CFR 1910.1200 (HCS) PICTOGRAMS:



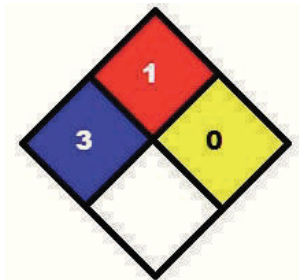
TSCA: Contains listed ingredients

CA PROP 65: Not listed

SARA TITLE III: §302: Not considered to be extremely hazardous
 §311 & §312: Considered to be a Slight Health Hazard
 §313: Reportable Toxic Chemical: Bisphenol A CAS#80-05-7 <5% by weight

NFPA 704:

HMIS:



HEALTH	3
FLAMMABILITY	1
PHYSICAL HAZARD	0
PERSONAL PROTECTION	H

SECTION 16: OTHER INFORMATION

ABBREVIATIONS: N/A: Not Applicable; N.D.A.: No Data Available; N/E: Not Established

DISCLAIMER: The data set forth in this sheet are based on information provided by the suppliers of the raw materials and chemicals used in the manufacture of the aforementioned product. Ecocrete Coatings, Inc. makes no warranty with respect to the accuracy of the information provided by their suppliers, and disclaims all liability of reliance thereof.



ecocrete

Floor Coating Systems

SAFETY DATA SHEET

Item No. EPAxx

SECTION 1: IDENTIFICATION

PRODUCT NAME: Epoxy Color Part A
CHEMICAL FAMILY: Modified Epoxy Resin
RECOMMENDED USE: Concrete Coating

MANUFACTURER'S NAME: Ecocrete Coatings, Inc.
ADDRESS: 258 East 10th Dr. Ste 104, Mesa, AZ 85210
INFORMATION PHONE: 480.361.6887
EMERGENCY CONTACT: (CHEMTREC) 800.424.9300

SECTION 2: HAZARD(S) IDENTIFICATION

HAZARD CLASSIFICATION: Not Hazardous
SIGNAL WORD: Warning
HAZARD STATEMENT: Chronic contact may result in skin, respiratory tract and eye irritation.

PICTOGRAMS:



PRECAUTIONARY STATEMENTS: **WARNING – HARMFUL IF SWALLOWED.** Keep away from heat. No smoking. Wear protective gloves. Wear eye or face protection. Avoid extreme temperatures and electrostatic discharge. VAPORS HARMFUL. Use outdoors or with adequate ventilation. If you start to experience any of the following: dizziness, headache, watery eyes, increase fresh air, wear respiratory protection or leave the area. Avoid contact with skin and eyes. Wash hands thoroughly after use. Keep container closed when not in use. Do not allow material to freeze – perishable if frozen. Dispose of contents/container in accordance with local, state and federal regulations.

POTENTIAL HEALTH EFFECTS:
EYE – Irritation, burning, watery eyes, swelling, redness.
SKIN – Irritation, rash, burns.
INHALATION – Can cause irritation to the eyes, nose, throat and respiratory tract. Significant, prolonged or repeated exposure may cause damage to the respiratory system.
INGESTION – Harmful if ingested. Can cause irritation or damage to the digestive system.



ecocrete

Floor Coating Systems

SAFETY DATA SHEET

Item No. EPAxx

CHRONIC – Repeated or overexposure may cause irritation or sensitization.

SECTION 3: COMPOSITION/INFORMATION ON INGREDIENTS

INGREDIENT	%	CAS#	EXPOSURE LIMITS
Oxirane, 2,2'-[(1-methylethylidene) bis (4,1-phenyleneoxymethylene)] bis-, homopolymer	>50%	25085-99-8	N/E
2-Ethylhexyl glycidyl ether	<20%	2461-15-6	N/E

SECTION 4: FIRST-AID MEASURES

- EYE:** Hold eyelids apart and rinse cautiously and thoroughly with water. Seek medical attention.
- SKIN:** Rinse contaminated skin immediately with plenty of water and soap. Remove contaminated clothing and wash before reuse. If irritation persists, seek medical attention.
- INHALATION:** Remove person to fresh air. Seek medical attention.
- INGESTION:** Rinse mouth. DO NOT induce vomiting. Call Poison Control Center.

SECTION 5: FIRE-FIGHTING MEASURES

- FLASH POINT:** >200° C **UEL:** N/A **LEL:** N/A **VAPOR DENSITY:** N/E
- COMBUSTION PRODUCTS:** CO, CO₂, Toxic fumes, NO_x
- SPECIAL HAZARDS:** Firefighters should wear full protective clothing and a Self-contained breathing apparatus (SCBA). Use DOT Response Guide #127.
- EXTINGUISHING MEDIA:** Use foam, CO₂, dry chemical, water spray.
- FIRE FIGHTER INSTRUCTIONS:** Wear full gear and SCBA. Stay upwind and keep out of low areas.
- FIRE & EXPLOSION HAZARD:** Containers may explode when heated. Run off to sewers may cause fire or explosions.



ecocrete

Floor Coating Systems

SAFETY DATA SHEET

Item No. EPAxx

SECTION 6: ACCIDENTIAL RELEASE MEASURES

SPILL OR LEAK: ELIMINATE all ignition sources (no smoking, flares, sparks or flames in immediate area). All equipment used when handling product must be grounded. Do not touch or walk through spilled material. Wear proper personal protection equipment. Isolate spill area. Keep out of sewer and storm drains. Stop leak if you can do it without risk. Absorb or cover with dry earth, sand or other non-combustible material and transfer to appropriate containers with clean non-sparking tools.

LARGE SPILL: Dike far ahead of liquid spill for later disposal. Water spray may reduce vapor but may not prevent ignition in closed spaces. Refer to above procedures.

SECTION 7: HANDLING AND STORAGE

HANDLING: Avoid contact with skin or eyes and breathing vapors by use of personal protective equipment. Do not eat or smoke while handling this product. Wash skin and/or clothing with soap and water after handling or exposure to this product.

STORAGE: Store in cool, dry, well-ventilated areas. Keep containers closed when not in use. Avoid points of ignition and excessive heat. Perishable if frozen

SECTION 8: EXPOSURE CONTROLS/ PERSONAL PROTECTION

EXPOSURE CONTROLS: For OSHA Personal Exposure Limits (PEL) and ACGIH Threshold Limit Values (TLV), or other exposure limits, refer to §3.

PERSONAL PROTECTION: GENERAL: Provide adequate ventilation or exhaust to keep airborne concentration to a minimum.
EYE/FACE: Safety glasses, goggles, or face shield.
SKIN: Chemical resistant gloves and clothing.
RESPIRATORY: NIOSH approved respirator with organic vapor/ HEPA filter cartridges.

ICONS:



SECTION 9: PHYSICAL AND CHEMICAL PROPERTIES

APPEARANCE:	Clear	UEL/ LEL:	N/A
ODOR:	Slight phenolic	VAPOR PRESSURE:	N/E
ODOR THRESHOLD:	N/E	VAPOR DENSITY:	>1



ecocrete

Floor Coating Systems

SAFETY DATA SHEET

Item No. EPAxx

pH:	7 - 9	RELATIVE DENSITY:	N/E
MELTING POINT:	N/E	FREEZING POINT:	N/E
SOLUBILITY IN WATER:	Immiscible	BOILING POINT:	>200° C
EVAPORATION RATE:	>1	FLASH POINT:	>200° C
FLAMMABILITY:	Solid	SPECIFIC GRAVITY:	~1.2
VOLATILE ORGANIC COMPOUND (VOC):	0 g/l	AUTO-IGNITION TEMPERATURES:	N/E

SECTION 10: STABILITY AND REACTIVITY

CHEMICAL STABILITY:	Stable under normal conditions
INCOMPATIBILITY:	Strong oxidizers, strong acids, aliphatic amines
HAZARDOUS POLYMERIZATION:	Will not occur
HAZARDOUS DECOMPOSITION:	None known, other than §5: Combustion Products

SECTION 11: TOXICOLOGICAL INFORMATION

ORAL:	N.D.A.
DERMAL:	N.D.A.
INHALATION:	N.D.A.
INGESTION:	N.D.A.
CARCINOGENS UNDER NTP, IARC, OR OSHA:	None

SECTION 12: ECOLOGICAL INFORMATION

N.D.A.

SECTION 13: DISPOSAL CONSIDERATIONS

Dispose of in accordance with applicable federal, state, and local laws and regulations.

SECTION 14: TRANSPORT INFORMATION

DOT:	Not regulated
IATA:	Not regulated



ecocrete

Floor Coating Systems

SAFETY DATA SHEET

Item No. EPAxx

SECTION 15: REGULATORY INFORMATION

OSHA 29 CFR 1910.1200 (HCS) PICTOGRAMS:



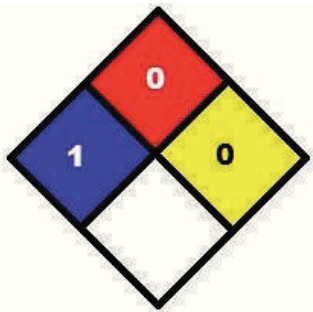
TSCA: Contains listed ingredients

CA PROP 65: Not listed

SARA TITLE III: §302: Not considered to be extremely hazardous
§311 & §312: Considered to be a Slight Health Hazard
§313: Not considered a Toxic Chemical

NFPA 704:

HMIS:



HEALTH	1
FLAMMABILITY	0
PHYSICAL HAZARD	0
PERSONAL PROTECTION	B

SECTION 16: OTHER INFORMATION

ABBREVIATIONS: N/A: Not Applicable; N.D.A.: No Data Available; N/E: Not Established

DISCLAIMER: The data set forth in this sheet are based on information provided by the suppliers of the raw materials and chemicals used in the manufacture of the aforementioned product. Ecocrete Coatings, Inc. makes no warranty with respect to the accuracy of the information provided by their suppliers, and disclaims all liability of reliance thereof.



ecocrete

Floor Coating Systems

SAFETY DATA SHEET

Item No. EPB05 & 06

SECTION 1: IDENTIFICATION

PRODUCT NAME: Epoxy Color Part B
CHEMICAL FAMILY: Cycloaliphatic Amine
RECOMMENDED USE: Concrete Sealer

MANUFACTURER'S NAME: Ecocrete Coatings, Inc.
ADDRESS: 258 East 10th Dr. Ste 104, Mesa, AZ 85210
INFORMATION PHONE: 480.361.6887
EMERGENCY CONTACT: (CHEMTREC) 800.424.9300

SECTION 2: HAZARD(S) IDENTIFICATION

HAZARD CLASSIFICATION: Corrosive
SIGNAL WORD: DANGER!
HAZARD STATEMENT: Chronic contact may result in skin, respiratory tract and eye irritation and/or burns.

PICTOGRAMS:



PRECAUTIONARY STATEMENTS: **DANGER – HARMFUL IF SWALLOWED.** Keep away from heat. No smoking. Wear protective gloves. Wear eye or face protection. Avoid extreme temperatures and electrostatic discharge. **VAPORS HARMFUL.** Use outdoors or with adequate ventilation. If you start to experience any of the following: dizziness, headache, watery eyes, increase fresh air, wear respiratory protection or leave the area. Avoid contact with skin and eyes. Wash hands thoroughly after use. Keep container closed when not in use. Do not allow material to freeze – perishable if frozen. Dispose of contents/container in accordance with local, state and federal regulations.

POTENTIAL HEALTH EFFECTS: EYE – Irritation, burning, watery eyes, swelling, redness.
SKIN – Irritation, rash, burns.
INHALATION – Can cause irritation to the eyes, nose, throat and respiratory tract. Significant, prolonged or repeated exposure may cause damage to the respiratory system.
INGESTION – Harmful if ingested. Can cause irritation or damage to the digestive system.



ecocrete

Floor Coating Systems

SAFETY DATA SHEET

Item No. EPB05 & 06

CHRONIC – Repeated or overexposure may cause irritation/burns or sensitization/damage.

SECTION 3: COMPOSITION/INFORMATION ON INGREDIENTS

INGREDIENT	%	CAS#	EXPOSURE LIMITS
Benzyl Alcohol	>24%	100-51-6	N/E
Formaldehyde,polymer with benzenamine,hydrogenated	>24%	135108-88-2	N/E
Cyclohexanamine,4,4'-methylenebis	>5%	1761-71-3	N/E
Phenol,4(1,1-dimethylethyl)	<5%	98-54-4	N/E
1,3-Benzenediamethanamine	<3%	1477-55-0	N/E
Trimethylhexamethylenediamine	>2%	25620-58-0	N/E

SECTION 4: FIRST-AID MEASURES

- EYE:** Hold eyelids apart and rinse cautiously and thoroughly with water. Seek medical attention.
- SKIN:** Rinse contaminated skin immediately with plenty of water and soap. Remove contaminated clothing and wash before reuse. If irritation persist, seek medical attention.
- INHALATION:** Remove person to fresh air. Seek medical attention.
- INGESTION:** Rinse mouth. DO NOT induce vomiting. Call Poison Control Center.

SECTION 5: FIRE-FIGHTING MEASURES

- FLASH POINT:** >96° C **UEL:** 13% **LEL:** 1.3% **VAPOR DENSITY:** 1.03
- COMBUSTION PRODUCTS:** CO, CO₂, Toxic fumes, Ammonia gas, NO_x
- SPECIAL HAZARDS:** Firefighters should wear full protective clothing and a Self-contained breathing apparatus (SCBA). Use DOT Response Guide #127.
- EXTINGUISHING MEDIA:** Use alcohol resistant foam, CO₂, dry chemical, limestone powder.
- FIRE FIGHTER INSTRUCTIONS:** Wear full gear and SCBA. Stay upwind and keep out of low areas.
- FIRE & EXPLOSION HAZARD:** Containers may explode when heated. Run off to sewers may cause fire or explosions.



ecocrete

Floor Coating Systems

SAFETY DATA SHEET

Item No. EPB05 & 06

SECTION 6: ACCIDENTAL RELEASE MEASURES

- SPILL OR LEAK:** ELIMINATE all ignition sources (no smoking, flares, sparks or flames in immediate area). All equipment used when handling product must be grounded. Do not touch or walk through spilled material. Wear proper personal protection equipment. Isolate spill area. Keep out of sewer and storm drains. Stop leak if you can do it without risk. Absorb or cover with dry earth, sand or other non-combustible material and transfer to appropriate containers with clean non-sparking tools.
- LARGE SPILL:** Dike far ahead of liquid spill for later disposal. Water spray may reduce vapor but may not prevent ignition in closed spaces. Refer to above procedures.

SECTION 7: HANDLING AND STORAGE

- HANDLING:** Avoid contact with skin or eyes and breathing vapors by use of personal protective equipment. Do not eat or smoke while handling this product. Wash skin and/or clothing with soap and water after handling or exposure to this product.
- STORAGE:** Store in cool, dry, well-ventilated areas. Keep containers closed when not in use. Avoid points of ignition and excessive heat. Perishable if frozen

SECTION 8: EXPOSURE CONTROLS/ PERSONAL PROTECTION

- EXPOSURE CONTROLS:** For OSHA Personal Exposure Limits (PEL) and ACGIH Threshold Limit Values (TLV), or other exposure limits, refer to §3.
- PERSONAL PROTECTION:** GENERAL: Provide adequate ventilation or exhaust to keep airborne concentration to a minimum.
EYE/FACE: Safety glasses, goggles, or face shield.
SKIN: Chemical resistant gloves and clothing.
RESPIRATORY: NIOSH approved respirator with organic vapor/ HEPA filter cartridges.

ICONS:





ecocrete

Floor Coating Systems

SAFETY DATA SHEET

Item No. EPB05 & 06

SECTION 9: PHYSICAL AND CHEMICAL PROPERTIES

APPEARANCE:	Amber	UEL/ LEL:	N/E / N/E
ODOR:	Ammonia odor	VAPOR PRESSURE:	0.7 mmHg @ 20° C
ODOR THRESHOLD:	N/A	VAPOR DENSITY:	0.98 g/cm ³ @ 20° C
pH:	9-12 (alkaline)	RELATIVE DENSITY:	N/E
MELTING POINT:	N/E	FREEZING POINT:	N/E
SOLUBILITY IN WATER:	Immiscible	BOILING POINT:	>223° C
EVAPORATION RATE:	>1	FLASH POINT:	>100° C
FLAMMABILITY:	Solid	SPECIFIC GRAVITY:	1.06
VOLATILE ORGANIC COMPOUND (VOC):	0 g/l	AUTO-IGNITION TEMPERATURES:	N/E

SECTION 10: STABILITY AND REACTIVITY

CHEMICAL STABILITY:	Stable under normal conditions
INCOMPATIBILITY:	Nitrites, nitrous oxide/acids, organic and mineral acids, or oxidizing agents and peroxides.
HAZARDOUS POLYMERIZATION:	Will not occur Reaction with Peroxide may cause a dangerous and/or explosive decomposition of peroxide. N-nitrosamines (a known potent carcinogens) may be formed when product is in contact with nitrous acid/oxide, or nitrites. Nitrogen oxides, ammonia, CO, CO ₂ , aldehydes, flammable hydrocarbon fragments
HAZARDOUS DECOMPOSITION:	

SECTION 11: TOXICOLOGICAL INFORMATION

ORAL:	N.D.A.
DERMAL:	N.D.A.
INHALATION:	N.D.A.
INGESTION:	N.D.A.
CARCINOGENS UNDER NTP, IARC, OR OSHA:	None

SECTION 12: ECOLOGICAL INFORMATION

N.D.A.



ecocrete

Floor Coating Systems

SAFETY DATA SHEET

Item No. EPB05 & 06

SECTION 13: DISPOSAL CONSIDERATIONS

Dispose of in accordance with applicable federal, state, and local laws and regulations.

SECTION 14: TRANSPORT INFORMATION

DOT: UN2275, Amines, Liquid, Corrosive, n.o.s (Benzyl Alcohol), 8, PGIII

IATA: UN2275, Amines, Liquid, Corrosive, n.o.s (Benzyl Alcohol), 8, PGIII

SECTION 15: REGULATORY INFORMATION

OSHA 29 CFR 1910.1200 (HCS) PICTOGRAMS:

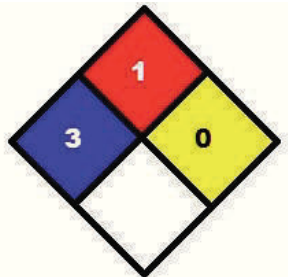


TSCA: Contains listed ingredients

CA PROP 65: Not listed

SARA TITLE III: §302: Not considered to be extremely hazardous
§311 & §312: Considered to be a Slight Health Hazard
§313: Not considered a Toxic Chemical

NFPA 704:



HMIS:

HEALTH	3
FLAMMABILITY	1
PHYSICAL HAZARD	0
PERSONAL PROTECTION	H

SECTION 16: OTHER INFORMATION

ABBREVIATIONS: N/A: Not Applicable; N.D.A.: No Data Available; N/E: Not Established

DISCLAIMER: The data set forth in this sheet are based on information provided by the suppliers of the raw materials and chemicals used in the manufacture of the aforementioned product. Ecocrete Coatings, Inc. makes no warranty with respect to the accuracy of the information provided by their suppliers, and disclaims all liability of reliance thereof.



ecocrete

Floor Coating Systems

SAFETY DATA SHEET

Item No. UCAxx

SECTION 1: IDENTIFICATION

PRODUCT NAME: Urethane-CR Color (All Colors) Part A

CHEMICAL FAMILY: Solvenated Polyester Polyol

RECOMMENDED USE: Concrete Sealer

MANUFACTURER'S NAME: Ecocrete Coatings, Inc.

ADDRESS: 258 East 10th Dr. Ste 104, Mesa, AZ 85210

INFORMATION PHONE: 480.361.6887

EMERGENCY

CONTACT: (CHEMTREC) 800.424.9300

SECTION 2: HAZARD(S) IDENTIFICATION

HAZARD CLASSIFICATION: Flammable

SIGNAL WORD: DANGER!

HAZARD STATEMENT:

Chronic contact may result in skin, respiratory tract and eye irritation and/or burns.

PICTOGRAMS:



PRECAUTIONARY STATEMENTS:

HARMFUL IF SWALLOWED. FLAMMABLE! Keep away from heat and sparks. No smoking. Wear protective gloves. Wear eye or face protection. Avoid extreme temperatures and electrostatic discharge. **VAPORS HARMFUL.** Use outdoors or with adequate ventilation. If you start to experience any of the following: dizziness, headache or watery eyes, increase fresh air, wear respiratory protection or leave the area. Avoid contact with skin and eyes. Wash hands thoroughly after use. Keep container closed when not in use.

POTENTIAL HEALTH EFFECTS:

EYE – Irritation, burning, watery eyes, swelling, redness.
SKIN – Irritation, rash, burns.
INHALATION – Can cause irritation to the eyes, nose, throat and respiratory tract. Significant, prolonged or repeated exposure may cause damage to the respiratory system.
INGESTION – Harmful if ingested. Can cause irritation or damage to the



ecocrete

Floor Coating Systems

SAFETY DATA SHEET

Item No. UCAxx

digestive system.

CHRONIC – Repeated or overexposure may cause irritation or sensitization.

SECTION 3: COMPOSITION/INFORMATION ON INGREDIENTS

INGREDIENT	%	CAS#	EXPOSURE LIMITS
Propylene Glycol Monomethyl Ether Acetate	<40%	108-65-6	N/E
Polyester Polyol	<60%	Trade Secret	N/E
Titanium Dioxide	<98%	13463-67-7	N/E
Amorphous Silica	<0.5%	7631-86-9	N/E

SECTION 4: FIRST-AID MEASURES

- EYE:** Hold eyelids apart and rinse cautiously and thoroughly with water. Seek medical attention.
- SKIN:** Rinse contaminated skin immediately with plenty of water and soap. Remove contaminated clothing and wash before reuse. If irritation persists, seek medical attention.
- INHALATION:** Remove person to fresh air. Seek medical attention.
- INGESTION:** Rinse mouth. DO NOT induce vomiting. Call Poison Control Center.

SECTION 5: FIRE-FIGHTING MEASURES

- FLASH POINT:** 77° F **UEL:** 7.0 (solvent) **LEL:** 1.5 (solvent) **VAPOR DENSITY:** 4.6 (solvent)
- COMBUSTION PRODUCTS:** CO, CO₂, NO_x
- SPECIAL HAZARDS:** Firefighters should wear full protective clothing and a Self-contained breathing apparatus (SCBA). Use DOT Response Guide #127.
- EXTINGUISHING MEDIA:** Use foam, CO₂, dry chemical, water spray.
- FIRE FIGHTER INSTRUCTIONS:** Wear full gear and SCBA. Stay upwind and keep out of low areas.
- FIRE & EXPLOSION HAZARD:** Containers may explode when heated. Run off to sewers may cause fire or explosions.

SECTION 6: ACCIDENTAL RELEASE MEASURES



ecocrete

Floor Coating Systems

SAFETY DATA SHEET

Item No. **UCAxx**

SPILL OR LEAK: ELIMINATE all ignition sources (no smoking, flares, sparks or flames in immediate area). All equipment used when handling product must be grounded. Do not touch or walk through spilled material. Wear proper personal protection equipment. Isolate spill area. Keep out of sewer and storm drains. Stop leak if you can do it without risk. Absorb or cover with dry earth, sand or other non-combustible material and transfer to appropriate containers with clean non-sparking tools.

LARGE SPILL: Dike far ahead of liquid spill for later disposal. Water spray may reduce vapor but may not prevent ignition in closed spaces. Refer to above procedures.

SECTION 7: HANDLING AND STORAGE

HANDLING: Avoid contact with skin or eyes and breathing vapors by use of personal protective equipment. Do not eat or smoke while handling this product. Wash skin and/or clothing with soap and water after handling or exposure to this product.

STORAGE: Store in cool, dry, well-ventilated areas. Keep containers closed when not in use. Avoid points of ignition and excessive heat. Perishable if frozen

SECTION 8: EXPOSURE CONTROLS/ PERSONAL PROTECTION

EXPOSURE CONTROLS: For OSHA Personal Exposure Limits (PEL) and ACGIH Threshold Limit Values (TLV), or other exposure limits, refer to §3.

PERSONAL PROTECTION: GENERAL: Provide adequate ventilation or exhaust to keep airborne concentration to a minimum.
EYE/FACE: Safety glasses, goggles, or face shield.
SKIN: Chemical resistant gloves and clothing.
RESPIRATORY: NIOSH approved respirator with organic vapor/ HEPA filter cartridges.

ICONS:



SECTION 9: PHYSICAL AND CHEMICAL PROPERTIES

APPEARANCE:	Clear	UEL/ LEL:	7.0/ 1.5
ODOR:	Sweet Ether odor	VAPOR PRESSURE:	3.7 mmHg @ 68° F
ODOR THRESHOLD:	N/E	VAPOR DENSITY:	4.6



ecocrete

Floor Coating Systems

SAFETY DATA SHEET

Item No. UCAxx

pH:	N/A	RELATIVE DENSITY:	N/A
MELTING POINT:	<-4° F	FREEZING POINT:	14° F
SOLUBILITY IN WATER:	Insoluble	BOILING POINT:	293° F
EVAPORATION RATE:	N/E	FLASH POINT:	120° F
FLAMMABILITY:	N/E	SPECIFIC GRAVITY:	1.1 @ 77° F
VOLATILE ORGANIC COMPOUND (VOC):	219 g/l	AUTO-IGNITION TEMPERATURES:	631° F

SECTION 10: STABILITY AND REACTIVITY

CHEMICAL STABILITY:	Stable
INCOMPATIBILITY:	Strong oxidizers, acids, oxidizing agents, and phosphorous-bearing materials
HAZARDOUS POLYMERIZATION:	Will not occur
HAZARDOUS DECOMPOSITION:	None known, other than §5: Combustion Products

SECTION 11: TOXICOLOGICAL INFORMATION

ORAL:	N.D.A.
DERMAL:	N.D.A.
INHALATION:	N.D.A.
INGESTION:	N.D.A.
CARCINOGENS UNDER NTP, IARC, OR OSHA:	None

SECTION 12: ECOLOGICAL INFORMATION

N.D.A.

SECTION 13: DISPOSAL CONSIDERATIONS

Dispose of in accordance with applicable federal, state, and local laws and regulations.

SECTION 14: TRANSPORT INFORMATION

DOT: UN1866, Resin Solution, 3, PGIII
IATA: UN1866, Resin Solution, 3, PGIII



ecocrete

Floor Coating Systems

SAFETY DATA SHEET

Item No. UCAxx

SECTION 15: REGULATORY INFORMATION

OSHA 29 CFR 1910.1200 (HCS) PICTOGRAMS:



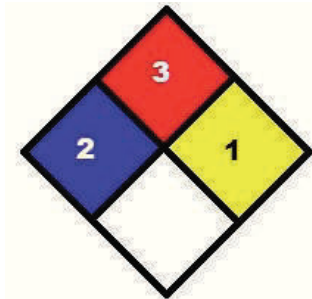
TSCA: Contains listed ingredients

CA PROP 65: Not listed

SARA TITLE III: §302: Not considered to be extremely hazardous
§311 & §312: Considered to be a Moderate Health Hazard
§313: Not considered a Toxic Chemical

NFPA 704:

HMIS:



HEALTH	2
FLAMMABILITY	3
PHYSICAL HAZARD	1
PERSONAL PROTECTION	H

SECTION 16: OTHER INFORMATION

ABBREVIATIONS: N/A: Not Applicable; N.D.A.: No Data Available; N/E: Not Established

DISCLAIMER: The data set forth in this sheet are based on information provided by the suppliers of the raw materials and chemicals used in the manufacture of the aforementioned product. Ecocrete Coatings, Inc. makes no warranty with respect to the accuracy of the information provided by their suppliers, and disclaims all liability of reliance thereof.



ecocrete

Floor Coating Systems

SAFETY DATA SHEET

Item No. UCB01-02

SECTION 1: IDENTIFICATION

PRODUCT NAME: Urethane-CR Part B
CHEMICAL FAMILY: Aliphatic Polyisocyanate
RECOMMENDED USE: Concrete Sealer

MANUFACTURER'S NAME: Ecocrete Coatings, Inc.
ADDRESS: 258 East 10th Dr. Ste 104, Mesa, AZ 85210
INFORMATION PHONE: 480.361.6887
EMERGENCY CONTACT: (CHEMTREC) 800.424.9300

SECTION 2: HAZARD(S) IDENTIFICATION

HAZARD CLASSIFICATION: Flammable
SIGNAL WORD: DANGER!
HAZARD STATEMENT: Chronic contact may result in skin, respiratory tract and eye irritation and/or burns.

PICTOGRAMS:



PRECAUTIONARY STATEMENTS: **HARMFUL IF SWALLOWED. FLAMMABLE!** Keep away from heat and sparks. No smoking. Wear protective gloves. Wear eye or face protection. Avoid extreme temperatures and electrostatic discharge. **VAPORS HARMFUL.** Use outdoors or with adequate ventilation. If you start to experience any of the following: dizziness, headache or watery eyes, increase fresh air, wear respiratory protection or leave the area. Avoid contact with skin and eyes. Wash hands thoroughly after use. Keep container closed when not in use.

POTENTIAL HEALTH EFFECTS:
EYE – Irritation, burning, watery eyes, swelling, redness.
SKIN – Irritation, rash, burns.
INHALATION – Can cause irritation to the eyes, nose, throat and respiratory tract. Significant, prolonged or repeated exposure may cause damage to the respiratory system.
INGESTION – Harmful if ingested. Can cause irritation or damage to the digestive system.



ecocrete

Floor Coating Systems

SAFETY DATA SHEET

Item No. UCB01-02

CHRONIC – Repeated or overexposure may cause irritation or sensitization.

SECTION 3: COMPOSITION/INFORMATION ON INGREDIENTS

INGREDIENT	%	CAS#	EXPOSURE LIMITS
Hexane, 1,6-diisocyanato-, homopolymer	>70 - <80%	28182-81-2	0.5 mg/m3
1-methoxy-2-propylacetate	>10 - <15%	108-65-6	150 ppm
Xylene	>10 - <15%	1330-20-7	100 ppm
ethylbenzene	>1 - <5%	100-41-4	100 ppm

SECTION 4: FIRST-AID MEASURES

- EYE:** Hold eyelids apart and rinse cautiously and thoroughly with water. Seek medical attention.
- SKIN:** Rinse contaminated skin immediately with plenty of water and soap. Remove contaminated clothing and wash before reuse. If irritation persists, seek medical attention.
- INHALATION:** Remove person to fresh air. Seek medical attention.
- INGESTION:** Rinse mouth. DO NOT induce vomiting. Call Poison Control Center.

SECTION 5: FIRE-FIGHTING MEASURES

FLASH POINT: 102° F **UEL:** 10.8 **LEL:** 1.0 **VAPOR DENSITY:** N/E

COMBUSTION PRODUCTS: Isocyanate vapors or other fumes

SPECIAL HAZARDS: Firefighters should wear full protective clothing and a Self-contained breathing apparatus (SCBA). Use DOT Response Guide #127.

EXTINGUISHING MEDIA: Use foam, dry chemical.

FIRE FIGHTER INSTRUCTIONS: Wear full gear and SCBA. Stay upwind and keep out of low areas.

FIRE & EXPLOSION HAZARD: Containers may explode when heated. Run off to sewers may cause fire or explosions. Vapors harmful.



ecocrete

Floor Coating Systems

SAFETY DATA SHEET

Item No. UCB01-02

SECTION 6: ACCIDENTIAL RELEASE MEASURES

- SPILL OR LEAK:** ELIMINATE all ignition sources (no smoking, flares, sparks or flames in immediate area). All equipment used when handling product must be grounded. Do not touch or walk through spilled material. Wear proper personal protection equipment. Isolate spill area. Keep out of sewer and storm drains. Stop leak if you can do it without risk. Absorb or cover with dry earth, sand or other non-combustible material and transfer to appropriate containers with clean non-sparking tools.
- LARGE SPILL:** Dike far ahead of liquid spill for later disposal. Water spray may reduce vapor but may not prevent ignition in closed spaces. Refer to above procedures.

SECTION 7: HANDLING AND STORAGE

- HANDLING:** Avoid contact with skin or eyes and breathing vapors by use of personal protective equipment. Do not eat or smoke while handling this product. Wash skin and/or clothing with soap and water after handling or exposure to this product.
- STORAGE:** Store in cool, dry, well-ventilated areas. Keep containers closed when not in use. Avoid points of ignition and excessive heat. Perishable if frozen

SECTION 8: EXPOSURE CONTROLS/ PERSONAL PROTECTION

- EXPOSURE CONTROLS:** For OSHA Personal Exposure Limits (PEL), ACGIH Threshold Limit Values (TLV), or other exposure limits, refer to §3.
- PERSONAL PROTECTION:** GENERAL: Provide adequate ventilation or exhaust to keep airborne concentration to a minimum.
EYE/FACE: Safety glasses, goggles, or face shield.
SKIN: Chemical resistant gloves and clothing.
RESPIRATORY: NIOSH approved respirator with organic vapor/ HEPA filter cartridges.

ICONS:



SECTION 9: PHYSICAL AND CHEMICAL PROPERTIES

APPEARANCE:	Clear to slightly yellow	UEL/ LEL:	10.8/ 1.0
ODOR:	Product specific	VAPOR PRESSURE:	10 mbar @ 68° F
ODOR THRESHOLD:	N/E	VAPOR DENSITY:	N/E
pH:	N/A	RELATIVE DENSITY:	1.07 @ 68° F



ecocrete

Floor Coating Systems

SAFETY DATA SHEET

Item No. UCB01-02

MELTING POINT:	N/E	FREEZING POINT:	N/E
SOLUBILITY IN WATER:	Reacts with water	BOILING POINT:	248° F
EVAPORATION RATE:	N/E	FLASH POINT:	102° F
FLAMMABILITY:	Flammable	SPECIFIC GRAVITY:	1.6 @ 68° F
VOLATILE ORGANIC COMPOUND (VOC):	78 g/l	AUTO-IGNITION TEMPERATURES:	797° F

SECTION 10: STABILITY AND REACTIVITY

CHEMICAL STABILITY:	Stable
INCOMPATIBILITY:	Water, alcohols, amines, substances which contain active hydrogen.
HAZARDOUS POLYMERIZATION:	May occur
HAZARDOUS DECOMPOSITION:	Extreme heat or fire may generate CO, CO ₂ , NO _x , HCN, isocyanate, isocyanic acid, dense black smoke, & other undetermined compounds.

SECTION 11: TOXICOLOGICAL INFORMATION

ORAL:	N.D.A.
DERMAL:	N.D.A.
INHALATION:	N.D.A.
INGESTION:	N.D.A.
CARCINOGENS UNDER NTP, IARC, OR OSHA:	Regarding ethylbenzene: Indication of possible carcinogenic effect in animal tests. The effect is caused by an animal specific mechanism that has no human counterpart. A clear indication of an increased risk of cancer in humans has so far not been shown. IARC has listed this substance as group 2B. NTP listed carcinogen.

SECTION 12: ECOLOGICAL INFORMATION

N.D.A.

SECTION 13: DISPOSAL CONSIDERATIONS

Dispose of in accordance with applicable federal, state, and local laws and regulations.



ecocrete

Floor Coating Systems

SAFETY DATA SHEET

Item No. UCB01-02

SECTION 14: TRANSPORT INFORMATION

DOT: UN1866, Resin Solution, 3, PGIII

IATA: UN1866, Resin Solution, 3, PGIII

SECTION 15: REGULATORY INFORMATION

OSHA 29 CFR 1910.1200 (HCS) PICTOGRAMS:



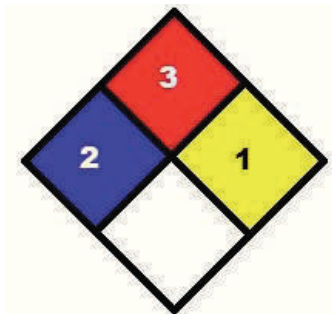
TSCA: Contains listed ingredients

CA PROP 65: Listed

SARA TITLE III: §302: Extremely hazardous
§311 & §312: Considered to be a Health & Fire Hazard
§313: Toxic Chemical

NFPA 704:

HMIS:



HEALTH	2
FLAMMABILITY	3
PHYSICAL HAZARD	1
PERSONAL PROTECTION	H

SECTION 16: OTHER INFORMATION

ABBREVIATIONS: N/A: Not Applicable; N.D.A.: No Data Available; N/E: Not Established


DISCLAIMER:

The data set forth in this sheet are based on information provided by the suppliers of the raw materials and chemicals used in the manufacture of the aforementioned product. Ecocrete Coatings, Inc. makes no warranty with respect to the accuracy of the information provided by their suppliers, and disclaims all liability of reliance thereof.


Epoxy and Urethane Standard Color Chart

Color representations may vary from actual colors. Physical samples and/or on-site mock-ups are recommended for final color selection.

*Special order - additional fees may apply.



White



Bone White



Wheat



Mocha



Light Brown



Dark Brown



Tile Red



Light Gray



Natural Gray



Dark Gray



Charcoal



Black



* Safety Red



* Safety Yellow



Forest Green

🔍 PURPOSE AND SCOPE

The information and guidelines listed below are being provided by Ecocrete Coatings, Inc. to assist architects, facility owners, engineers, contractors, distributors, and specification writers on the proper surface preparations. Proper surface evaluation and preparation is one of the most important steps to achieve a positive outcome and ensure longevity of your resinous flooring.

🔍 SAFETY & PERSONAL PROTECTION EQUIPMENT

It is the surface preparation contractor and the flooring contractor's responsibility to ensure all personnel is protected properly for all jobsite hazards. Ecocrete Coatings, Inc. is committed to raising awareness of these hazards and wants to remind all, always keep safety first. OSHA has regulations that specify where, how, and when workers are to be protected. Please check and verify with local OSHA officials as necessary to ensure proper compliance.

🔍 NEW CONSTRUCTION

SLAB ON GRADE (SLAB ON THE GROUND)

- 10 mil minimum, puncture proof vapor barrier is required to prevent MVT (moisture vapor transmission).
- Proper control and expansion joint layout and installation will help reduce cracking that may reflect through to the finished polymer flooring.

ELEVATED SLABS

- Pan decks should always be vented.
- Properly jointing metal deck construction will help reduce cracking.

FINISHING AND CURING

- Wet curing is the preferred method as film forming curing compounds will need to be mechanically removed and may result in higher surface preparation costs and will also act as a bond breaker if not properly removed.
- A hard surface with minimal laitance is the objective and this is generally achieved by a light steel trowel finish.
- Concrete should be allowed a minimum 28 days to properly cure prior to the application of resinous flooring systems. However, Ecocrete understands that the standard 28-day cure duration may not always be conducive to accelerated construction schedules and has engineered and formulated moisture tolerant primers which can be installed on green (fresh) concrete on some projects. Contact your local Ecocrete Coatings, Inc. Representative for technical assistance and guidelines before committing to installing on a green slab.

🔍 EVALUATION & TESTING

TEST FOR MOISTURE

- ASTM-F-1869-11 standard test method for measuring moisture vapor emission rate of concrete subfloor using anhydrous calcium chloride. Generally, 3 tests are required for the first 1,000 ft² and 1 test x 1,000 ft². thereafter. If project is not in equal increments of 1,000 ft², round-up, adding an additional test will ensure proper testing. A reading of 3 lbs. per 1,000 ft² per 24/hrs. is generally the maximum MVE allowed for resinous flooring. Ecocrete Coatings has engineered and formulated moisture remediation systems that can reduce up to 24 lbs. per 1,000 ft² per 24/hrs. to below the maximum of 3 lbs. – making it possible for these troubled slabs to receive the resinous flooring as needed. Contact your local Ecocrete Coatings Representative for technical assistance and guidelines to ensure specifications are abided by properly.
- Perform relative humidity test using in situ probes, ASTM F2170. Proceed with installation only after substrates have a maximum 75% relative humidity level measurement.
- If RH exceeds the maximum 75% level of measurement, a coat of Moisture Barrier Primer must be used prior to application of finish flooring.

PREVIOUS CONTAMINATION

- Various contaminants will have an adverse effect on the bond of resinous flooring.
- Sealers, laitance, curing agents or compounds must be completely removed. Test the floor to see if it has a sealer or curing compound by pouring out a small amount of muriatic acid on to the surface if it “bubbles or fizzes” the floor is not sealed. If the acid does not react by fizzing immediately there is a sealer or paint present and must be removed. Removal of these contaminants is best completed using mechanical means. Vacuum shot blasting, scarifying, sand blasting or diamond grinding are all acceptable means to remove these contaminants.
- Food fats, oils and grease should be cleaned first with a degreaser to remove the initial contamination. Further contaminants may be burned off using a propane fueled flame gun. If contamination is still present shot blast the contaminated area until it turns white and immediately prime with Ecocrete Coatings Moisture Barrier Primer. Refer to the specific systems technical data sheet (TDS) for further instructions.
- Glue, mastics, membranes, and existing coatings must be removed.
- Projects on existing facilities usually will require the removal of the existing flooring such as VCT, tile, sheet goods or existing

coatings. Once the existing flooring is removed there may be a layer of glue, mastic or thin set. Thin layers usually can be removed by shot blasting the surface, however, thicker applications may require the use of a scarifier or planetary grinding equipment outfitted with the proper removal tooling. Carbide scrape-a-way blades and PCD (polycrystalline diamonds) may be used for the removal of thick glue, mastics or existing coatings. There are many quality manufacturers of removal tooling and equipment, please check with your suppliers to get the best tooling for your specific project.

REMOVAL & REPAIR

REMOVE AND REPLACE ANY STRUCTURALLY UNSOUND CONCRETE

- The replacement of unsound concrete should always be done in compliance with the International Concrete Repair Institute bulletin (ICRI). All patching materials must be approved by Ecocrete Coatings prior to use.
- Always be sure to allow the patching and repair material to fully cure before proceeding with the installation of the finished flooring.
- Ecocrete Coatings approved contractors should always perform these repairs to ensure proper preparation and application takes place at this critical stage of the project.

SURFACE PREPARATION METHODS

PROPER CONCRETE SURFACE PROFILE (CSP)

- The ICRI describes the profiles in accordance of their guidelines in the table below.

COATING	COATING THICKNESS	CONCRETE SURFACE PROFILE
Sealers	3 mil	2-3
High Build	10-40 mil	3-4
Self-Leveling	50 mil – 1/8"	4-5
Polymer Overlay	1/8" – 1/4"	5-7

MECHANICAL SURFACE PREPARATION

- Shot blasting is usually the preferred method of surface preparation for most polymer floor installations. Shot blasting machines use a high speed wheel to throw small steel shot at the substrate to profile it to the specific CSP. The size of the shot, speed of machines travel and the angularity of the shot all may be adjusted to achieve various CSP's. Shot blasters are connected to dust collectors to offer virtually dust free means of surface preparation. Always ensure all personnel are wearing the proper PPE. Note: thin film system (under 20 mils) may reflect the blast pattern.
- Diamond grinding should be utilized to get all areas unreachable by the shot blast equipment such as edges and under equipment or when a thin film system is being applied and the visual blast pattern is not desired. There are many various grades of diamond and removal tooling which may be used to prepare the surface. Hand held diamond grinders equipped with dustless shroud attachments connected to a vacuum are commonly used to get to hard to reach areas.
- Scarifying is a way to remove existing structurally unsound concrete, existing toppings or existing polymer flooring and is also a preferred method.

RECOATING EXISTING COATINGS

EXISTING EPOXY OR URETHANE COATINGS

- Most coatings have a recoat window, a time in which the coating will accept an additional coat.
- Find out what you are recoating over, such as polyurethane, epoxy, polyurea, polyaspartic etc.
- Aggressively clean the existing coating with a neutral cleaner to clean/degrease and rinse thoroughly. Allow to dry completely.
- The surface must now be mechanically abraded by sanding aggressively with a floor sanding machine or shot blasted to completely remove the gloss.
- Completely vacuum the surface to ensure no dust is left on the surface.
- If you are prepping a smooth surface, "tack rag" the area with a clean, lint free rag and acetone. Allow for adequate ventilation and be sure there is no source of ignition as the solvent can flash and cause serious injury or death if care is not taken.
- Prior to the application of the new coating an application of Ecocrete Coatings Eco-Tactifier may be required to promote inter-coat adhesion. Contact your local Ecocrete Coatings Representative for technical assistance and guidelines.

CRACKS & JOINTS

Refer to the specific system's Technical Data Sheet.

ADDITIONAL NOTES

For specific project or jobsite surface prep requirements or for technical assistance to apply Ecocrete products over wood or metal substrates and for the use of waterproofing membranes and/or anti-fracture membranes please contact Ecocrete Coatings (480) 361-6887.

SURFACE PREP GUIDELINES

NO WARRANTY WILL BE EFFECTIVE UNTIL THE TERMS AND CONDITIONS OF THE SALE SET FORTH BY ECOCRETE COATINGS, INC. ('Ecocrete') INVOICES ARE MET. Ecocrete warrants to the purchaser of its products that such products are free from manufacturing defect. Ecocrete does not warrant or guarantee the workmanship performed by any person or firm installing its products. Ecocrete's obligation under this warranty is limited solely to the original purchaser and solely to the remedy of replacement in kind of any product which Ecocrete sold which may prove defective in manufacture within one year from date of installation, provided said product was stored correctly and installed within the product's shelf life, by the original purchaser and which Ecocrete's examination shall disclose to Ecocrete's satisfaction to be thus defective.

In no event shall Ecocrete be liable for any incidental or consequential damages. This warranty is expressly given in lieu of all other warranties expressed or implied, including the warranties of merchantability and fitness for use and all other obligations or liabilities on Ecocrete's part, and we neither assume nor authorize any person or persons to assume for us any other liability in connection with sale of an Ecocrete product. This warranty shall not apply to any of Ecocrete's products, which have been subject to adulteration, alteration, abuse, or misuse. Ecocrete makes no warranty whatsoever in respect to accessories, parts or material not supplied by Ecocrete which are used in connection with its products. The term "original purchaser" in this warranty means that person, corporation or entity to whom Ecocrete sold its products. Any action to enforce any warranty or for breach of contract or arising out of any claim against Ecocrete shall be commenced and maintained only in a court of competent jurisdiction in the continental United States of America. The purchaser accepts these terms and conditions, and hereby expressly waives any claim to additional damages.

Any recommendation or suggestion relating to the use of the products made by Ecocrete, whether in its technical literature, or in response to specific inquiry, or otherwise, is based on data believed to be reliable; however, the products and information are intended for use by Buyers having requisite skill and experience in the industry, and therefore it is for the Buyer to satisfy itself of the suitability of the products for its own particular use, and it shall be deemed that Buyer has done so, at its sole discretion and risk. Variation in environment changes in procedures of use, or extrapolation of data may cause unsatisfactory results. Ecocrete cannot guarantee that color will conform to sample, if provided.

🔍 GENERAL INFORMATION

Ecocrete's Flooring Systems are designed and engineered to produce a long-term, floor protection – resistant to wear, chemical attack, and dirt penetration. Ecocrete floors can usually be maintained with a regular cleaning routine like any good-housekeeping procedures. Properly sweeping, mopping, and/or brushing to remove any debris and soils, along with the quick removal of grease and other contaminants, will prolong the life of your Ecocrete Flooring System and prevent early deterioration. Ecocrete floors are generally easy to clean. If a non-slip additive has been added for additional coefficient of friction, this will give more traction and reduce the risk of slip and falls, however, this will also grab more dirt, so this type may need to be mechanically scrubbed or brushed with a soft to medium bristle broom and mild detergent to dislodge any debris.

Ecocrete's Flooring Systems demonstrate superior resistance to wear, abrasion, and chemical attack. Over time, however, areas subject to high traffic may become noticeable. It is possible to restore Ecocrete Flooring Systems to their original appearance by a proper clean and re-seal with the appropriate sealer for the specific system in use. Prior to performing a clean and re-seal all existing floor waxes, sealers and any other contaminants must be either properly prepared and/or stripped depending upon the specific system in use. It is critical to specify to the contractor performing the clean and re-seal what system is in use to maintain the top performance of the specific flooring system when being re-sealed. Contact your Ecocrete Representative for further information. System specific instructions are outlined below.

🔍 DAILY MAINTENANCE

- ***SWEEP ECOCRETE FLOORS DAILY.*** Regular routine sweeping and mopping with common household mild detergents and/or soaps followed up with a thorough rinsing prevents the buildup of abrasive particles on the flooring system. Mop water must be changed often during cleaning.
- Treated mops may be used to remove potentially damaging abrasive particles.
- Quick removal of grease and other contaminants.
- Quickly and thoroughly rinse off all chemical solutions that may attack surface.

🔍 WEEKLY MAINTENANCE

ALL ECOCRETE FLOORS are to be mopped or scrubbed on a regular basis with a mild detergent or soap followed up with a thorough rinsing with clean water. Mop water should be changed regularly, and mop rinsed often, along with changing the mop head as needed. Textured Floors will need to be cleaned with a bristle brush or mechanical scrubber that will dislodge dirt, debris, and grease from the depressions of the textured surface.

🔍 WAXING & POLISHING

ECOCRETE FLOORS for exterior use generally do not need to be waxed or polished. However, if additional shine is desired for interior floors or if wear areas appear in heavy traffic areas, waxing and/or polishing with a standard commercial product such as a synthetic floor wax may enhance finish, typically used on interior finishes only. Not all coatings and/or sealers can be waxed. Consult Ecocrete for all other applications.

🔍 RESTORING & RESEALING

ECOCRETE FLOORS are designed and engineered to produce a long-term, tough, floor protection resistant to wear, chemical attack, and dirt penetration. However, if high traffic wear patterns become noticeable, you should restore the floor by resealing it.

PRIOR TO APPLYING ANY ADDITIONAL SEALER TO THE FLOOR:

- Remove all wax and/or any other contaminants. A light sanding with 80-100 grit followed by a solvent (acetone) wipe is usually recommended. Ecocrete's Eco-Tactifier may also be required to promote inter-coat adhesion.
- Consult an Ecocrete Representative to determine the proper material to re-seal with.
- Follow the instructions provided by Ecocrete on how to properly prepare the surface and re-seal the surface.

NO WARRANTY WILL BE EFFECTIVE UNTIL THE TERMS AND CONDITIONS OF THE SALE SET FORTH BY ECOCRETE COATINGS, INC. ('Ecocrete') INVOICES ARE MET. Ecocrete warrants to the purchaser of its products that such products are free from manufacturing defect. Ecocrete does not warrant or guarantee the workmanship performed by any person or firm installing its products. Ecocrete's obligation under this warranty is limited solely to the original purchaser and solely to the remedy of replacement in kind of any product which Ecocrete sold which may prove defective in manufacture within one year from date of installation, provided said product was stored correctly and installed within the product's shelf life, by the original purchaser and which Ecocrete's examination shall disclose to Ecocrete's satisfaction to be thus defective.

In no event shall Ecocrete be liable for any incidental or consequential damages. This warranty is expressly given in lieu of all other warranties expressed or implied, including the warranties of merchantability and fitness for use and all other obligations or liabilities on Ecocrete's part, and we neither assume nor authorize any person or persons to assume for us any other liability in connection with sale of an Ecocrete product. This warranty shall not apply to any of Ecocrete's products, which have been subject to adulteration, alteration, abuse, or misuse. Ecocrete makes no warranty whatsoever in respect to accessories, parts or material not supplied by Ecocrete which are used in connection with its products. The term "original purchaser" in this warranty means that person, corporation or entity to whom Ecocrete sold its products. Any action to enforce any warranty or for breach of contract or arising out of any claim against Ecocrete shall be commenced and maintained only in a court of competent jurisdiction in the continental United States of America. The purchaser accepts these terms and conditions, and hereby expressly waives any claim to additional damages.

Any recommendation or suggestion relating to the use of the products made by Ecocrete, whether in its technical literature, or in response to specific inquiry, or otherwise, is based on data believed to be reliable; however, the products and information are intended for use by Buyers having requisite skill and experience in the industry, and therefore it is for the Buyer to satisfy itself of the suitability of the products for its own particular use, and it shall be deemed that Buyer has done so, at its sole discretion and risk. Variation in environment changes in procedures of use, or extrapolation of data may cause unsatisfactory results. Ecocrete cannot guarantee that color will conform to sample, if provided.